

Slight V

RULES: Practical Shooting Handbook, Latest Edition COURSE DESIGNER: Joe Moran

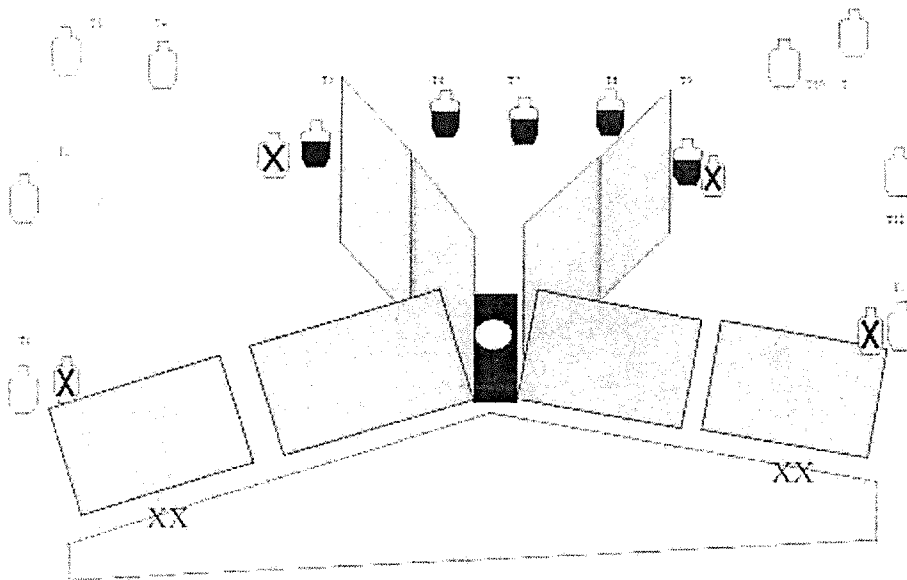
START POSITION: Standing on either XX Hands touching the wall. Handgun is loaded and holstered per 8.1.1, 8.1.2

STAGE PROCEDURE

On signal, engage target as they become visible from within fault lines. T5-T8 must be shot through port hole.

SCORING

SCORING: Comstock, 26 rounds, 130 points
TARGETS: 13 IPSC,
SCORED HITS: Best per 2 IPSC
START-STOP: Audible - Last shot
PENALTIES: Procedural, -10
No-shoot hit, -10
Miss, -10



SETUP NOTES:

Set no shoots so that T1 and T13 can only be shot from sides of wall.

RO NOTES:

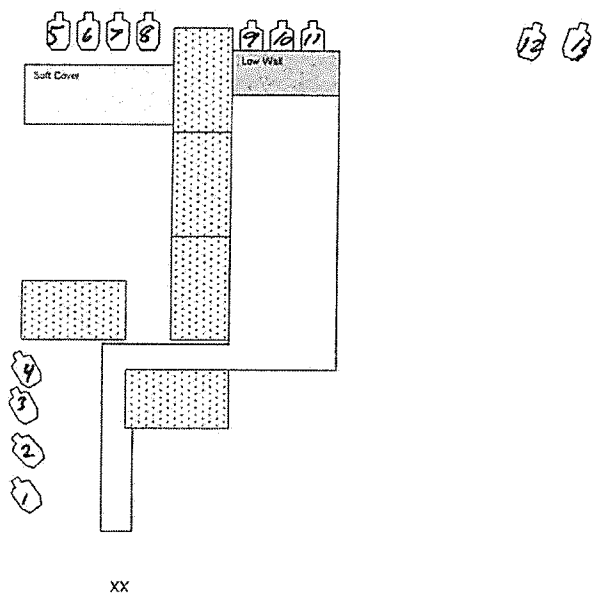
2nd

Stage Through and Over

RULES: Practical Shooting Handbook, Latest Edition COURSE DESIGNER: Joe Moran

START POSITION: Standing on XX, handgun is loader and holstered per 8.1.1, 8.1.2

STAGE PROCEDURE	SCORING
On signal engage targets as they become visible from within fault lines.	SCORING: Comstock, 26 rounds, 130 points TARGETS: 13 IPSC, PP, USP SCORED HITS: Best 2 per IPSC, steel down = 1A START-STOP: Audible - Last shot PENALTIES: Procedural. -10 No-shoot hit. -10 Miss. -10



Set up notes:	RO Notes:
---------------	-----------

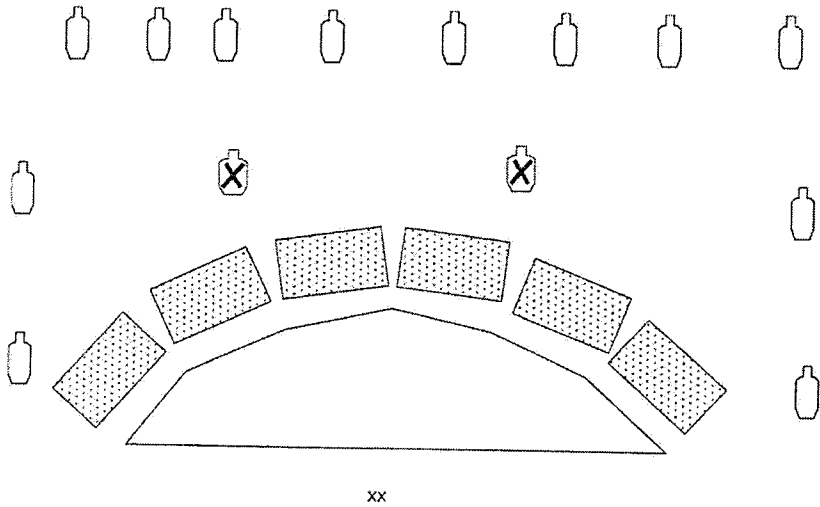
Half Moon Stage

3

RULES: Practical Shooting Handbook, Latest Edition **COURSE DESIGNER:** Joe Moran

START POSITION: Standing on XX, Handgun is loaded and holstered per 8.1.1, 8.1.2 PCC held with stock touching belt.

STAGE PROCEDURE	SCORING
On signal, enter shooting area and engage T1-T12 as they become visible from within the fault lines.	<p>SCORING: Comstock, 24 rounds , 120 points</p> <p>TARGETS: 12 IPSC</p> <p>SCORED HITS: Best 2 per IPSC, steel down = 1A</p> <p>START-STOP: Audible - Last shot</p> <p>PENALTIES: Procedural. -10 No-shoot hit. -10 Miss. -10</p>




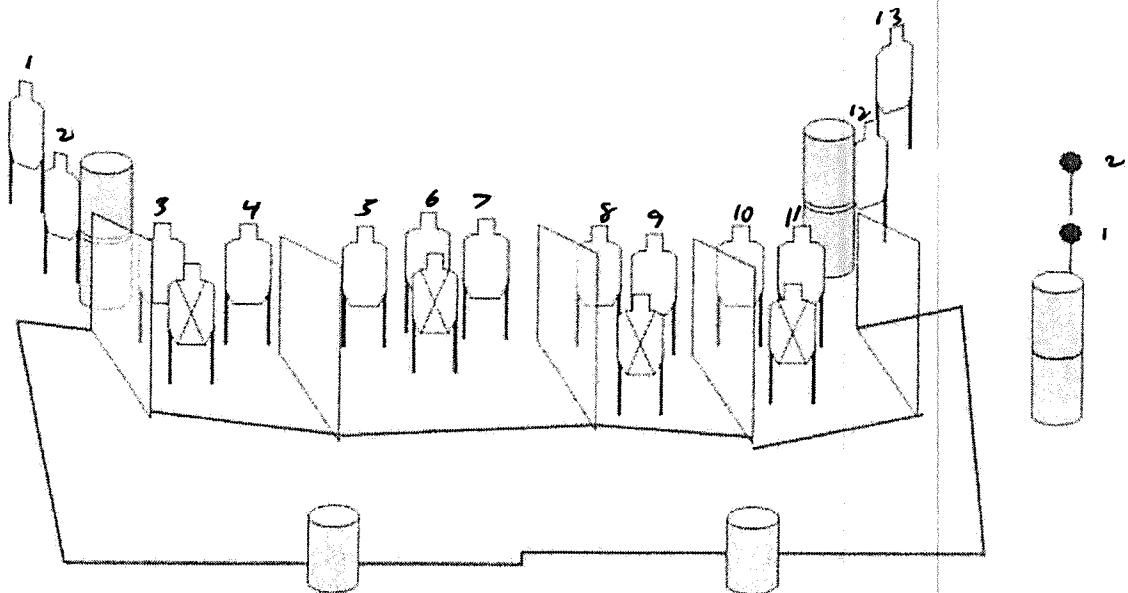
Set up notes:	RO Notes:
---------------	-----------

Stage 4



Hosefest

START POSITION: Standing anywhere outside of the shooting area	
GUN READY CONDITION: Handgun loaded with chamber empty, hammer down, laying flat on either barrel	SCORING: USPSA 29 rounds 140 points
STAGE PROCEDURE: Upon start signal engage targets as visible	TARGETS: 13 metric 2 steel
	SCORED HITS:
	START-STOP: Audible - Last shot
	RULES: USPSA current edition





CM 09-02

Diamond Cutter

RULES: USPSA Handgun Competition Rules, current edition COURSE DESIGNER: Russell Cluver

START POSITION: Standing in shooting area, facing up range, toes against back of box, hands relaxed at sides.
Handgun is loaded and holstered.

STAGE PROCEDURE

On signal, turn, then draw and engage targets with two rounds each while remaining in shooting area.

SCORING

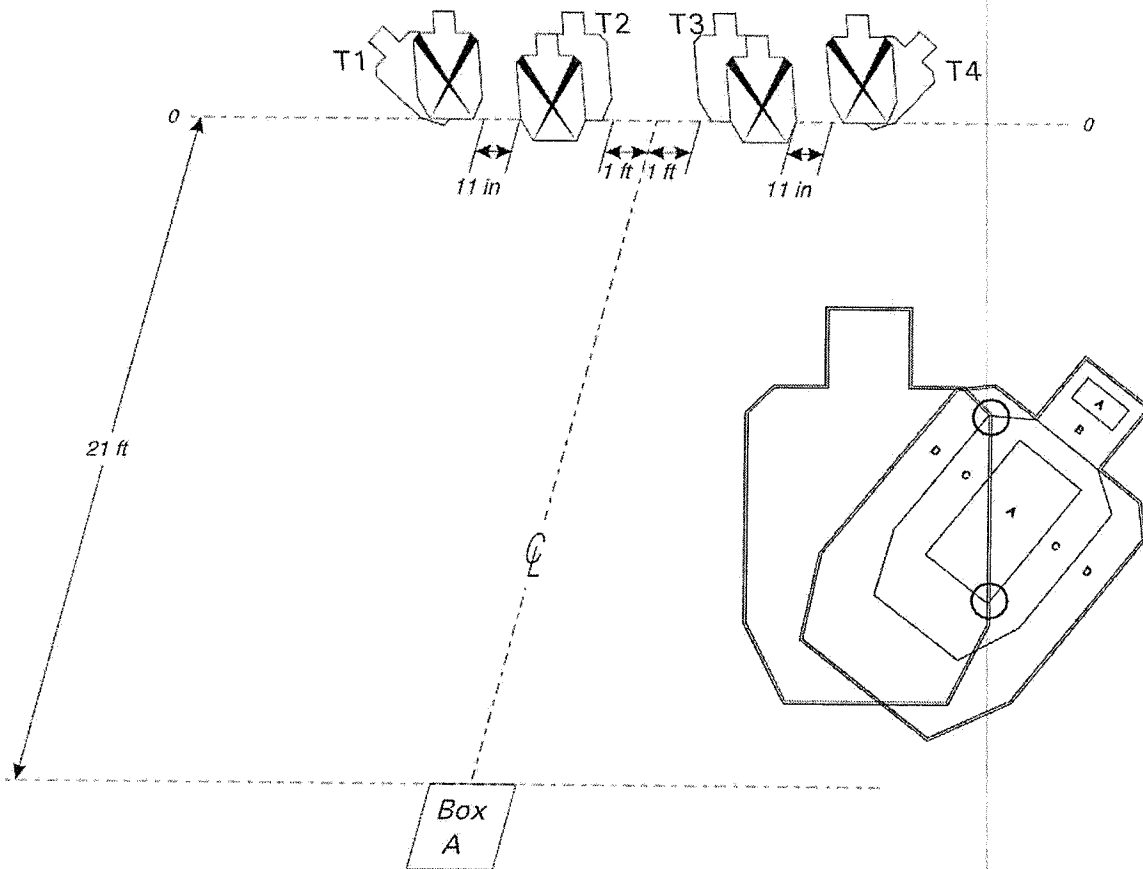
SCORING: Virginia Count, 8 rounds, 40 points

TARGETS: 4 Metric

SCORED HITS: Best 2/paper

START - STOP: Audible - Last shot

PENALTIES: Per current edition of USPSA Handgun Competition Rules



SETUP NOTES: T2 and T3 are 2 feet apart edge to edge, or one foot off center line. The distance between no-shoots on both sides is 11 inches edge to edge. No-shoots on T2 and T3 have top of no-shoot with top of shoulder and with no-shoot scoring line vertically in the middle of the A zone.



Angle T1 and T4 as indicated in the inset above. The scoring lines or points of the no-shoot will overlay the scoring line or point of the shoot target. The circles in the inset above show the key alignment points. Targets are 55 inches high at the shoulders. Box A is 3 feet by 3 feet.

09-02 Diamond Cutter

Written Stage Briefing

Diamond Cutter is an 8 round, 40 point Virginia Count Short classifier course. There are 4 Metric targets. The best two hits per target will score. The start signal is audible.

The start position is standing in box A facing uprange with your toes against the marks on the back of the box. Your hands will be relaxed at your sides. Your gun will be loaded and holstered. PCC start position is standing in Box A, facing downrange, stock on belt, muzzle downrange, loaded carbine held in both hands with safety on.

On the start signal, turn then draw and engage each target with only 2 rounds each from within the fault lines. No turn for PCC.

