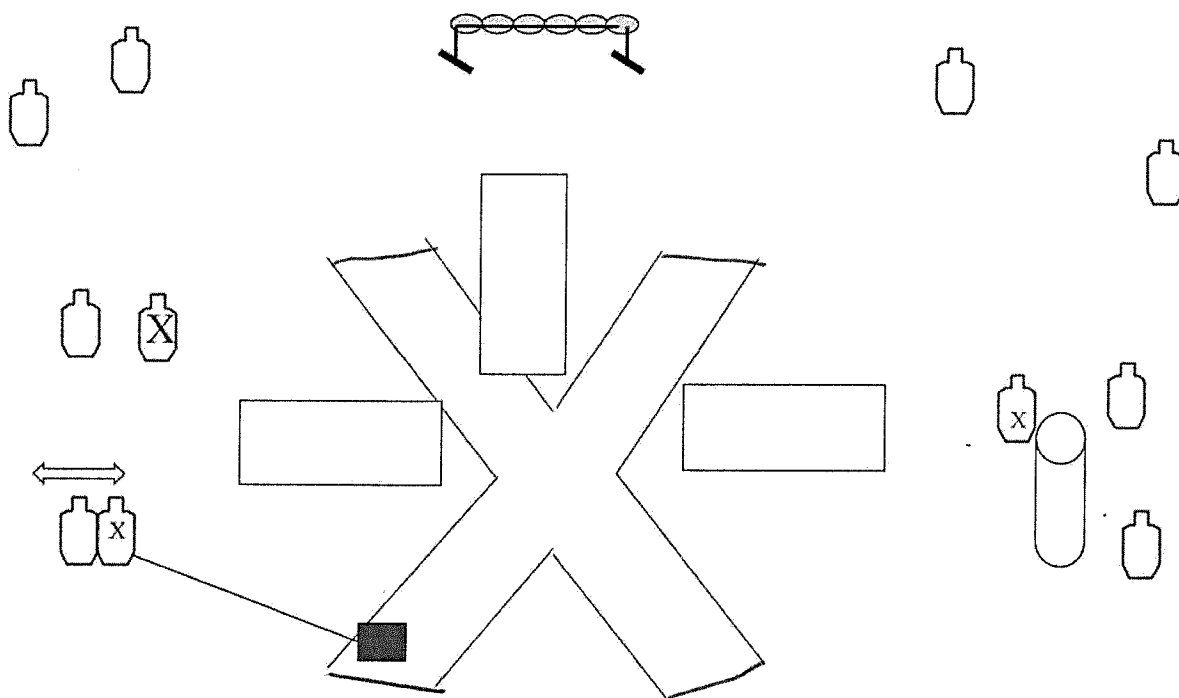


# X Marks the spot

**RULES:** Practical Shooting Handbook, Latest Edition **COURSE DESIGNER:** Joe Moran

**START POSITION:** Feet anywhere outside fault lines, handgun is loader and holstered per 8.1.1, 8.1.2 PCC held with stock touching belt

STAGE PROCEDURE	SCORING
On signal engage targets as they become visible from within fault lines.	<b>SCORING:</b> Comstock, 22 rounds , 110 points <b>TARGETS:</b> 8 IPSC, 6 Plates, <b>SCORED HITS:</b> Best 2 per IPSC, steel down = 1A <b>START-STOP:</b> Audible - Last shot <b>PENALTIES:</b> Procedural. -10 No-shoot hit. -10 Miss. -10

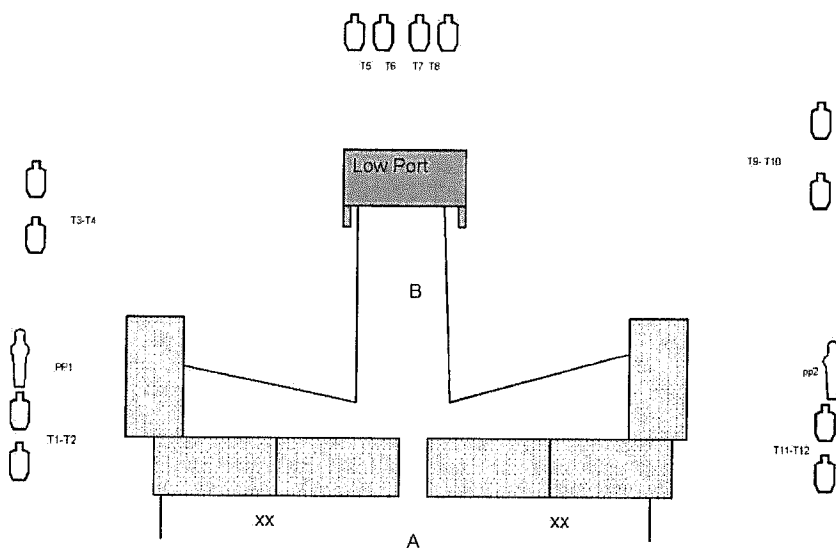


# Long or Short

**RULES:** Practical Shooting Handbook, Latest Edition **COURSE DESIGNER:** Joe Moran

**START POSITION:** Standing on either xx, Handgun is loaded and holstered per 8.1.1, 8.1.2

STAGE PROCEDURE	SCORING
On signal, engage PP1-2 , T1-T2,& T11-T12 from area A only. Engage T3-T10 from area B only.	<p><b>SCORING:</b> Comstock, 26 rounds , 130 points</p> <p><b>TARGETS:</b> 12 IPSC, 2 PP,</p> <p><b>SCORED HITS:</b> Best 2 per IPSC, steel down = 1A</p> <p><b>START-STOP:</b> Audible - Last shot</p> <p><b>PENALTIES:</b> Procedural. -10 No-shoot hit. -10 Miss. -10</p>



**Set up notes:** Set T6-T8 so they can be shot from under wall or upper edges of area B.

**RO Notes:**

# 26 box and through

**RULES:** Practical Shooting Handbook, Latest Edition    **COURSE DESIGNER:** Joe Moran

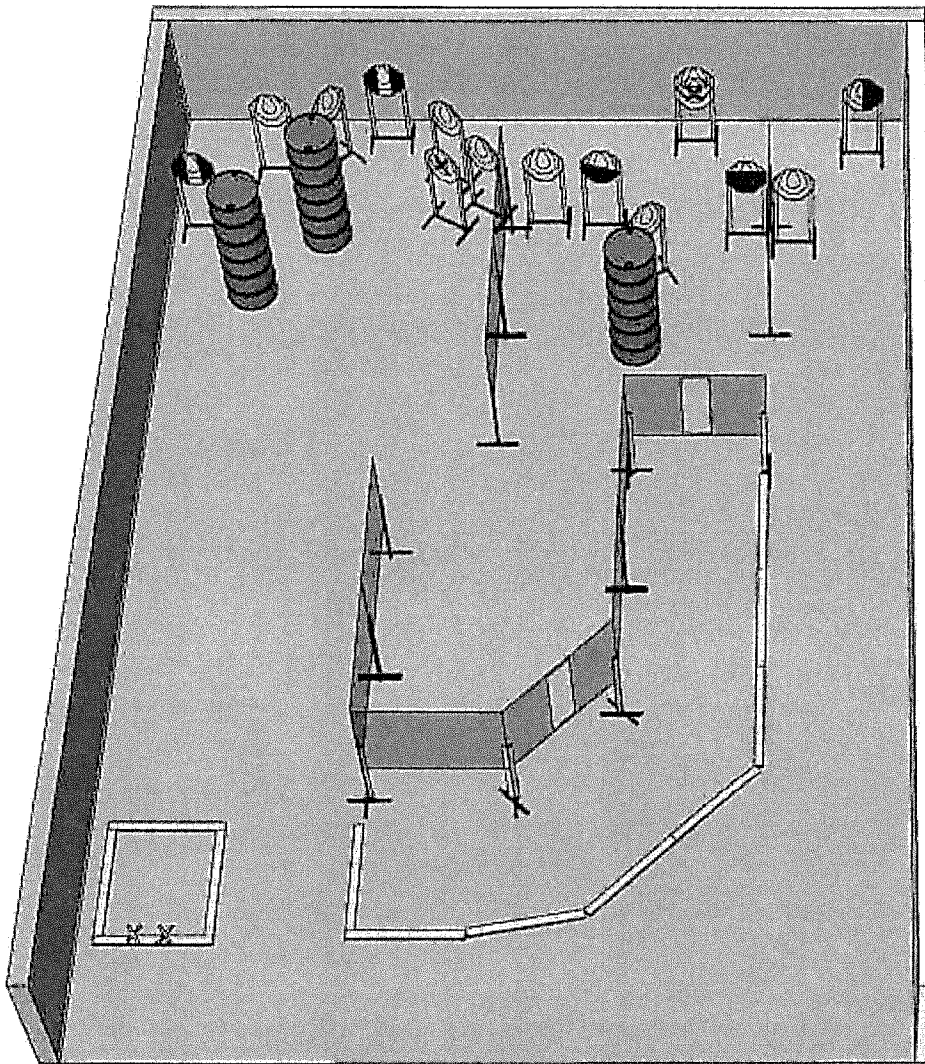
**START POSITION:** Feet on XX, handgun is loader and holstered per 8.1.1, 8.1.2 PCC held with stock touching belt

## STAGE PROCEDURE

On signal engage targets as they become visible from within fault lines.

## SCORING

**SCORING:** Comstock, 26 rounds , 130 points  
**TARGETS:** 13 IPIC,  
**SCORED HITS:** Best 2 per IPSC, steel down = 1A  
**START-STOP:** Audible - Last shot  
**PENALTIES:** Procedural. -10  
No-shoot hit. -10  
Miss. -10



# Bang and Clang

**RULES:** Practical Shooting Handbook, Latest Edition **COURSE DESIGNER:** Joe Moran A51132

**START POSITION:** String 1, Standing in any box facing target, handgun is loaded and holstered per 8.1.1, 8.1.2

STAGE PROCEDURE	SCORING
<p>On signal, engage T1 with 6 rounds from box A. engage T2-T4 with 2 rounds from box B. engage PP1-PP6 from box C.</p>	<p><b>SCORING:</b> Comstock, 18 rounds ,90 points <b>TARGETS:</b> 4 IPSC, 6 PP <b>SCORED HITS:</b> T1 Best 6 per IPSC, T2-T4 Best 2 per IPSC steel down = 1A <b>START-STOP:</b> Audible - Last shot <b>PENALTIES:</b> Procedural. -10 No-shoot hit. -10 Miss. -10</p>

T1

T2 T3 T4

PP1-PP6



Set up notes:

RO Notes:



# CM 18-01 Of Course It Did

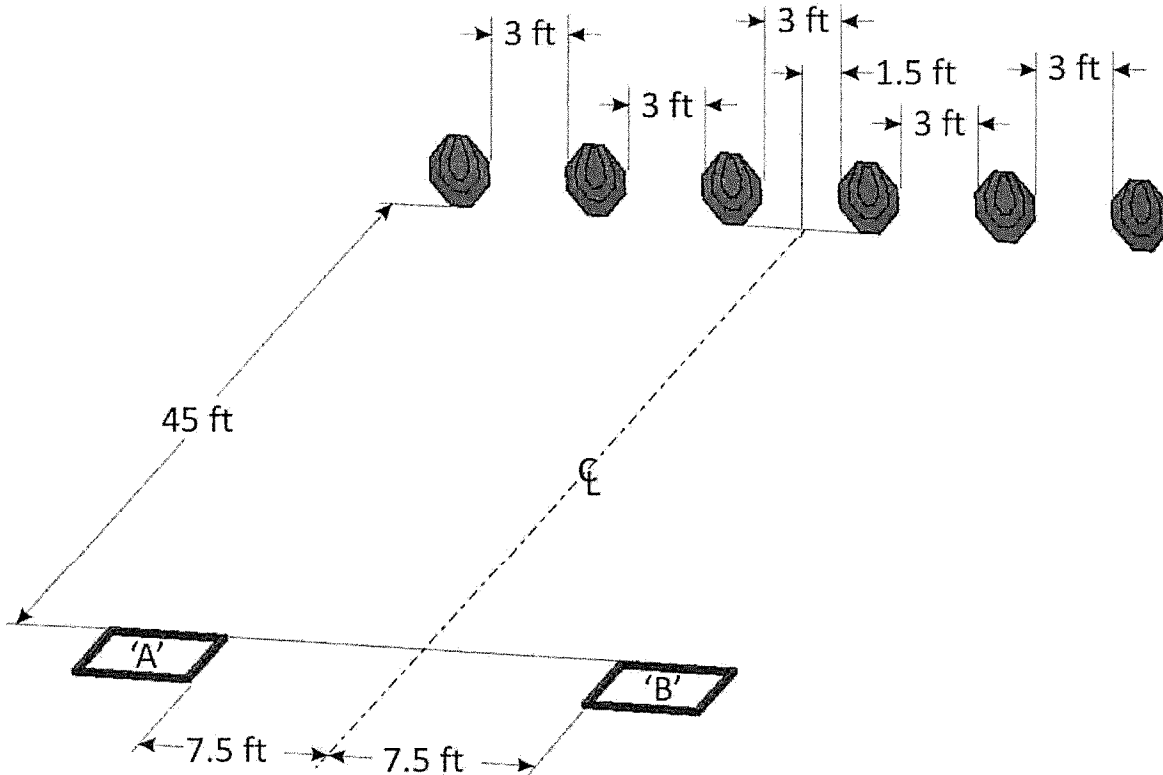
RULES: USPSA Handgun Competition Rules, current edition. Course Designer: Nationals Design Team

### STAGE PROCEDURE

**String 1:** On the audible start signal, engage each target with one round each from start box, then perform a mandatory reload and engage each target from the opposite box with one round each Strong hand only.

**String 2:** On the audible start signal, engage each target with one round each from start box, then perform a mandatory reload and engage each target from the opposite box with one round each Weak hand only.

**Scoring:** Virginia, 24 rounds, 120 points  
**Targets:** 6 IPSC Targets  
**Scored Hits:** Best 4/paper  
**Start - Stop:** Audible - Last Shot  
**Penalties:** Per current edition of USPSA Handgun Competition Rules.



**SETUP NOTES:** Set targets 5 feet to top. Boxes are 3 feet by 3 feet.



## CM 18-01 Of Course It Did

Of Course It Did is a 24 round, 120-point, Virginia Count Standard Exercise. There are 6 IPSC targets. The best 4 hits per paper will score.

The handgun start position is standing inside box A or B, facing uprange, toes touching rear of box, wrists above respective shoulders with handgun loaded and holstered.

The PCC start position is standing inside box A or B, facing downrange, heels touching rear of box holding loaded PCC, stock on belt, and muzzle pointing downrange.


String 1: On the audible start signal, engage each target with only one round each from start box, perform a mandatory reload, and engage each target with only one round each from the opposite box, *strong* hand only.

String 2: On the audible start signal, engage each target with only one round each from start box, perform a mandatory reload, and engage each target with only one round each from the opposite box, *weak* hand only.





# CM 18-01 Of Course It Did



All Targets are IPSC

