

Stage 1

Long or Short

RULES: Practical Shooting Handbook, Latest Edition **COURSE DESIGNER:** Joe Moran

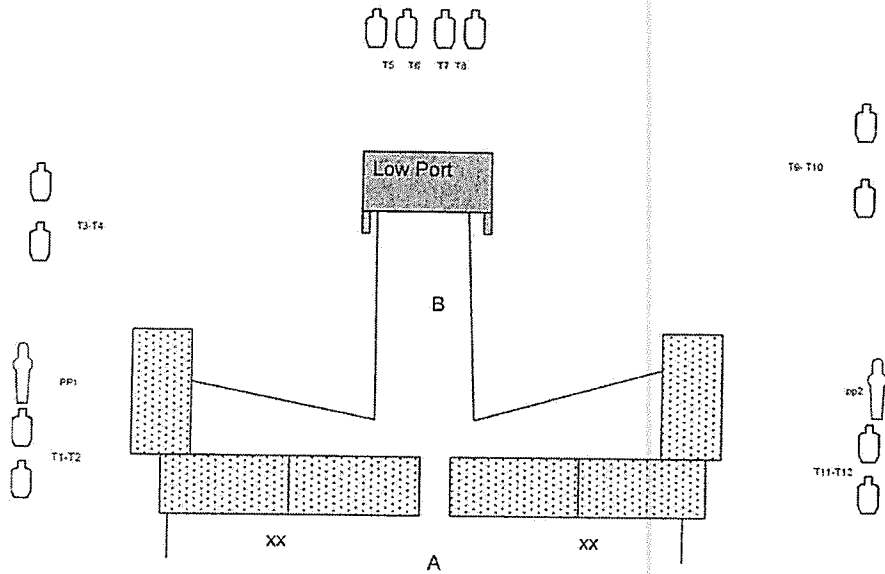
START POSITION: Standing on either xx, Handgun is loaded and holstered per 8.1.1, 8.1.2

STAGE PROCEDURE

On signal, engage PP1-2, T1-T2, & T11-T12 from area A only. Engage T3-T10 from area B only.


SCORING

SCORING: Comstock, 26 rounds, 130 points
TARGETS: 12 IPSC, 2 PP,
SCORED HITS: Best 2 per IPSC, steel down = 1A
START-STOP: Audible - Last shot
PENALTIES: Procedural. -10
 No-shoot hit. -10
 Miss. -10



Set up notes: Set T6-T8 so they can be shot from under wall or upper edges of area B.

RO Notes:



2015 USPSA AREA 8 CHAMPIONSHIP MATCH
 Stage 5 In the Middle of it
 Course Designer: Christian Vet Viverette

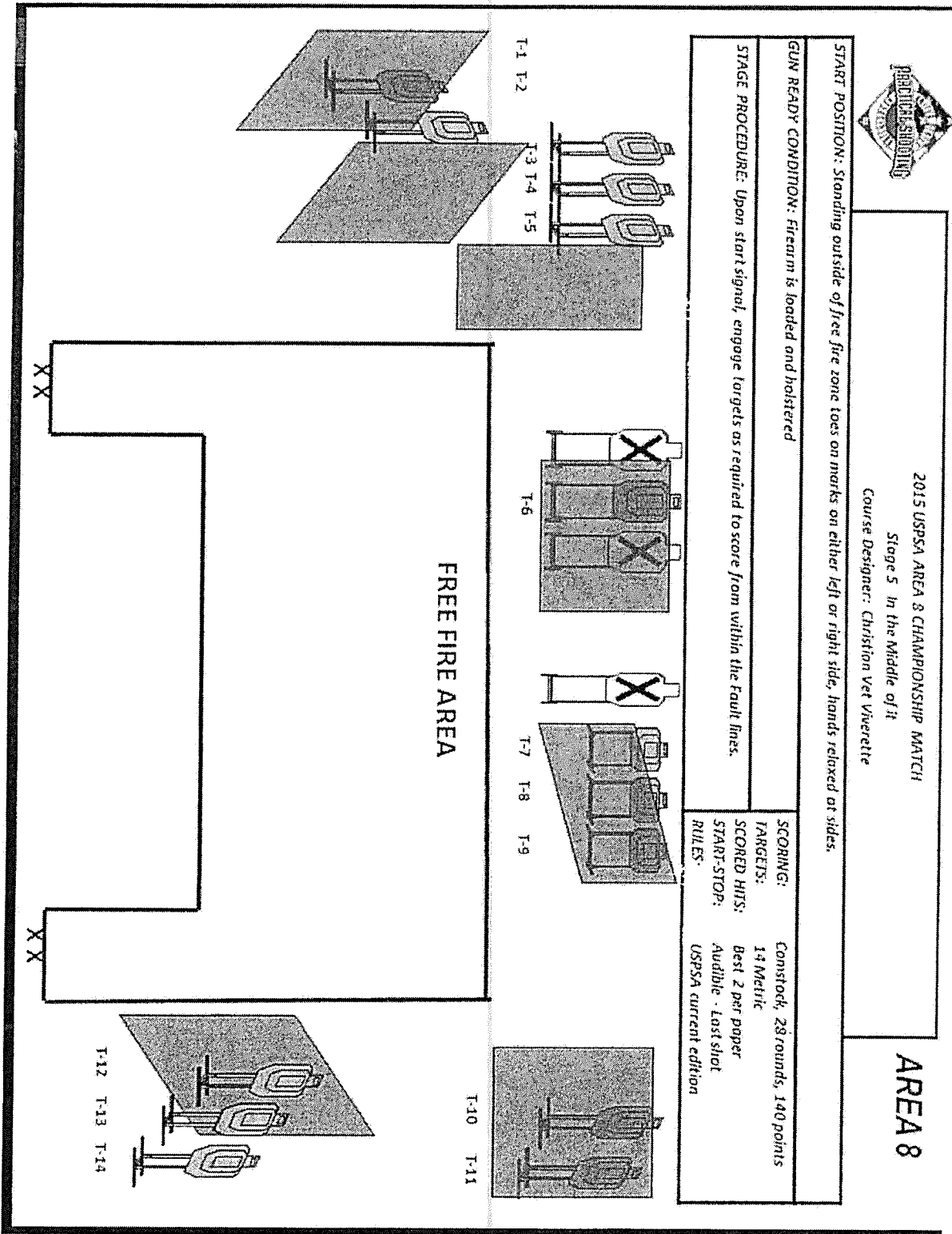
AREA 8

START POSITION: Standing outside of free fire zone toes on marks on either left or right side, hands relaxed at sides.

GUN READY CONDITION: Firearm is loaded and holstered

STAGE PROCEDURE: Upon start signal, engage targets as required to score from within the fault lines.

SCORING: Constock, 28 rounds, 140 points
TARGETS: 14 Metric
SCORED HITS: Best 2 per paper
START-STOP: Audible - Last shot
RULES: USPSA current edition

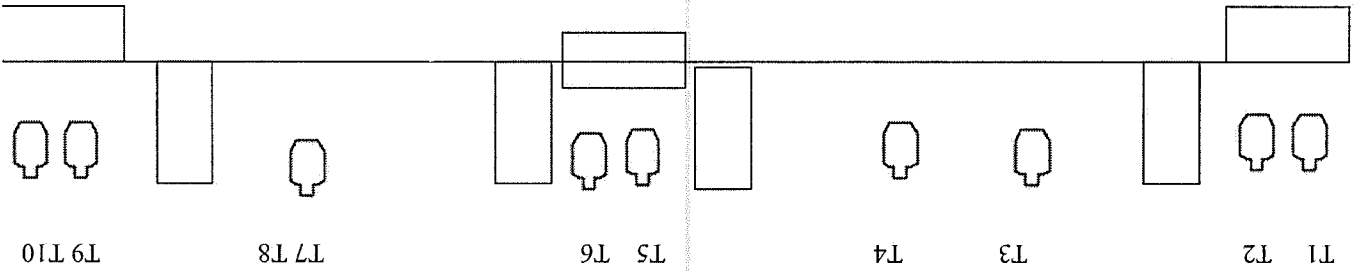


Hanging out in two's

RULES: Practical Shooting Handbook, Latest Edition COURSE DESIGNER: Joe Moran

START POSITION: Standing Start box. Hand gun is loaded and holstered, PCC held with stock touching belt

<p>STAGE PROCEDURE On signal engage targets with two rounds each from within the fault lines..</p>	<p>SCORING Comstock, 20 rounds, 100 points TARGETS: 10 IPSC, Best 2 per IPSC, steel down = 1A START-STOP: Audible - Last shot PENALTIES: Procedural, -10 No-shoot hit, -10 Miss, -10</p>
---	--



Start

Set up notes:

RO Notes:

Bang and Clang

RULES: Practical Shooting Handbook, Latest Edition **COURSE DESIGNER:** Joe Moran A51132

START POSITION: String 1, Standing in any box facing target, handgun is loaded and holstered per 8.1.1, 8.1.2

<p>STAGE PROCEDURE</p> <p>On signal, engage T1 with 6 rounds from box A. engage T2-T4 with 2 rounds from box B. engage PP1-PP6 from box C.</p>	<p>SCORING</p> <p>SCORING: Cornstock, 18 rounds, 90 points TARGETS: 4 IPSC, 6 PP SCORED HITS: T1 Best 6 per IPSC, T2-T4 Best 2 per IPSC steel down = 1A START-STOP: Audible - Last shot PENALTIES: Procedural, -10 No-shoot hit, -10 Miss, -10</p>
---	--

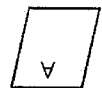
T1



T2 T3 T4



PP1-PP6



Set up notes:

RO Notes:



CM 09-03

Oh No

RULES: USPSA Handgun Competition Rules, current edition. **COURSE DESIGNER:** 1911 Single Stack Design Team

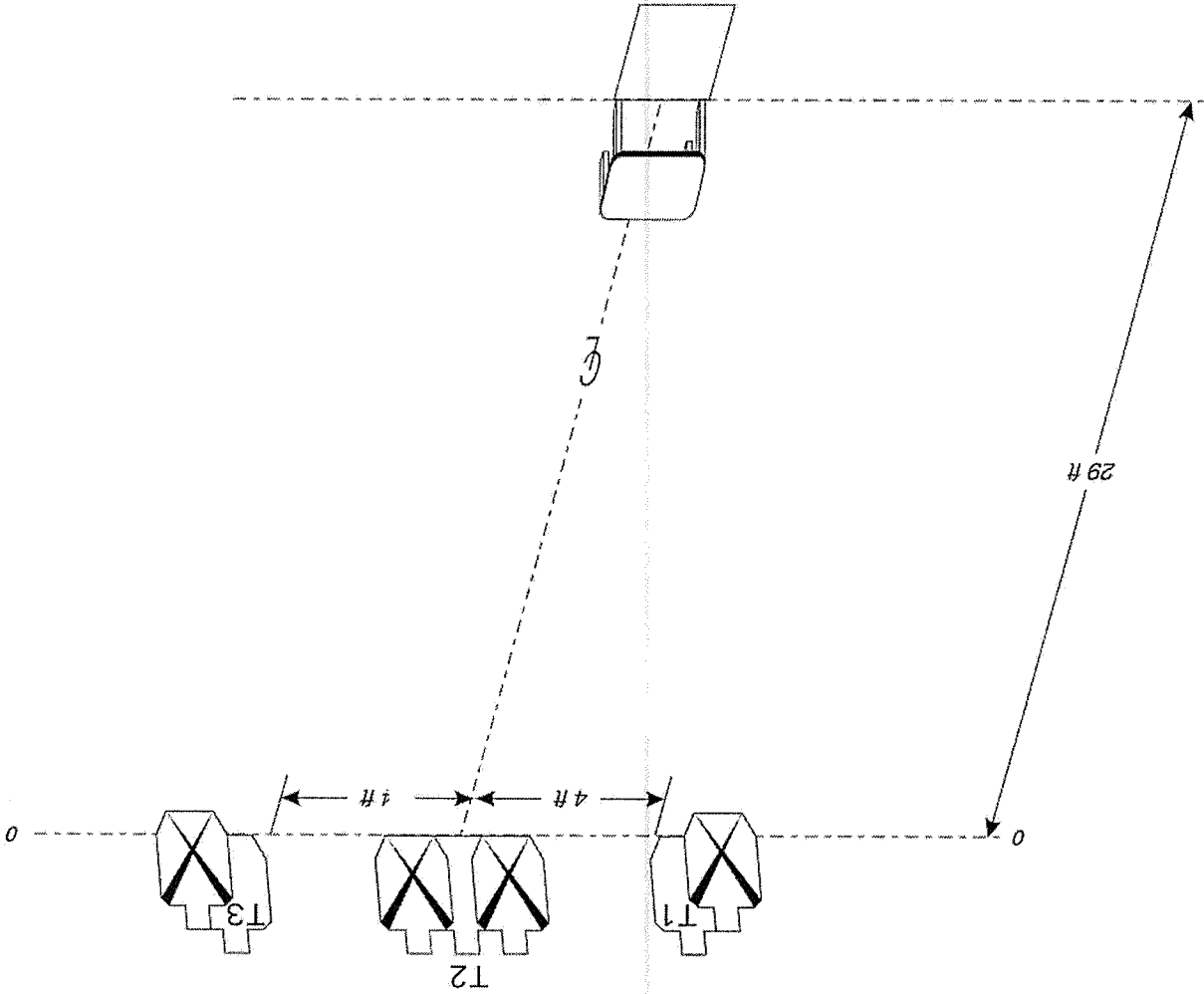
START POSITION: Standing in shooting area behind table, hands naturally at sides, loaded firearm and extra ammo on table.

STAGE PROCEDURE

String 1: On signal, engage targets with only two rounds each.
 String 2: On signal, engage each target with only two rounds each.
 Both strings will start with gun on the table. All ammo for the stage will be on the table. Gun is not to be propped up in any manner. All rounds must be fired from within the shooting area.

SCORING

SCORING: Virginia Count, 12 rounds, 60 points
TARGETS: 3 Metric
SCORED HITS: Best 4/paper
START - STOP: Audible - Last shot
PENALTIES: Per current edition of USPSA Handgun Competition Rules



SETUP NOTES: Shoot targets are 58 inches high at shoulders. Table top is 30 inches high. No-shoots on T1 and T3 are set so top of no-shoot is even with top of shoulder and the no-shoot's scoring line is vertically in the middle of the A-zone scoring line. No-shoots on T2



are set so the scoring lines overlay the A-zone scoring lines. T2 and both no-shoots are set to the same height.

Written Stage Briefing

Oh No is a 12 round, 60 point Virginia Count Standards shot in two strings. There are 3 Metric targets. The best 4 hits per target will score. The start signal is audible.

The start position is standing inside the fault lines, behind the table, facing downrange with your hands relaxed at your sides. Your gun will be loaded and placed flat on the table muzzle down range with all extra ammo. Your gun may not be propped up in any manner. (Same for FCC)

String #1: On the start signal, engage each target with only 2 rounds freestyle, from within the fault lines.

String #2: On the start signal, draw and engage each target with only 2 rounds freestyle, from within the fault lines.

