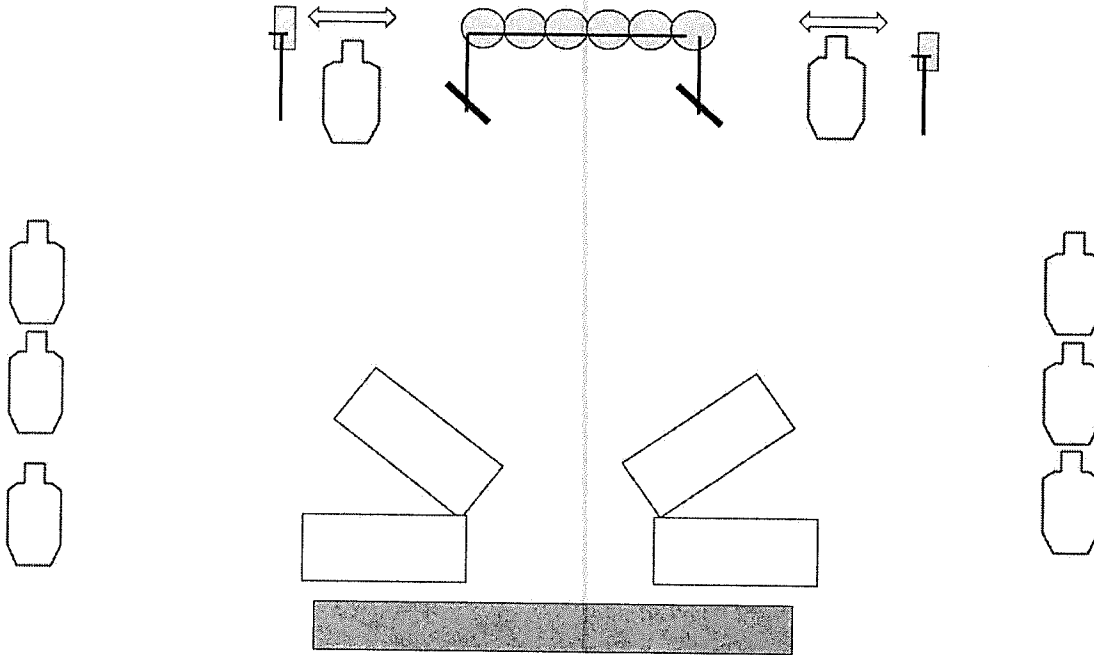


# Two Swingers

**RULES:** Practical Shooting Handbook, Latest Edition **COURSE DESIGNER:** Geoff Pelton

**START POSITION:** Standing on XX, handgun is loader and holstered per 8.1.1, 8.1.2 PCC held with stock touching belt.

STAGE PROCEDURE	SCORING
On signal engage targets as they become visible from within fault lines.	<p><b>SCORING:</b> Comstock, 24 rounds , 120 points</p> <p><b>TARGETS:</b> 8 IPSC, 8 Plates</p> <p><b>SCORED HITS:</b> Best 2 per IPSC, steel down = 1A</p> <p><b>START-STOP:</b> Audible - Last shot</p> <p><b>PENALTIES:</b> Procedural. -10 No-shoot hit. -10 Miss. -10</p>



XX

**Set up notes:**

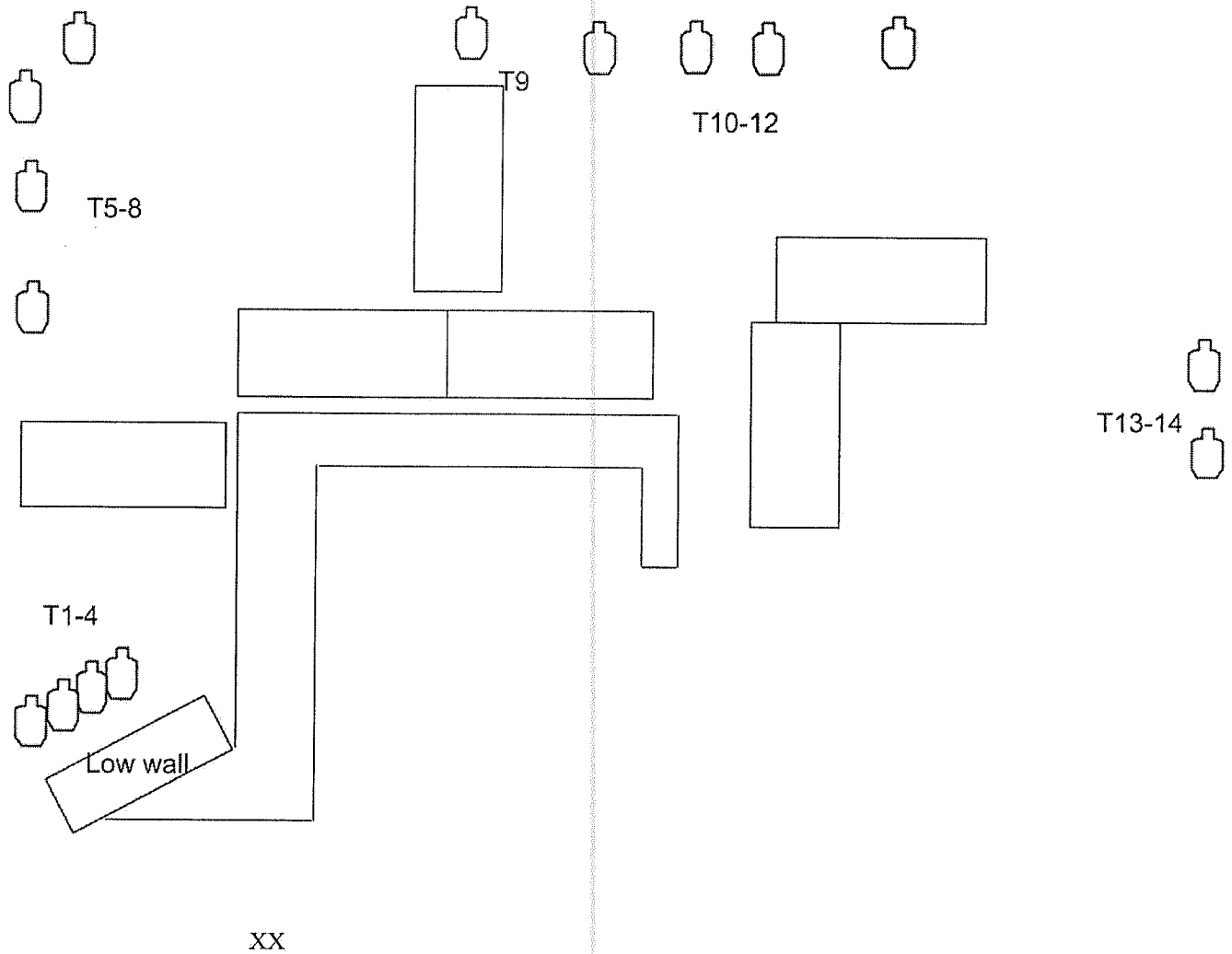
**RO Notes:**

# Around the Corner

**RULES:** Practical Shooting Handbook, Latest Edition **COURSE DESIGNER:** Joe Moran

**START POSITION:** Standing on XX. Hand gun is loaded and holstered, PCC held with stock touching belt

STAGE PROCEDURE	SCORING
On signal engage targets with two rounds each from within the fault lines..	<p><b>SCORING:</b> Comstock, 28 rounds , 140 points  <b>TARGETS:</b> 14 IPSC,  <b>SCORED HITS:</b> Best 2 per IPSC, steel down = 1A  <b>START-STOP:</b> Audible - Last shot  <b>PENALTIES:</b> Procedural. -10                      No-shoot hit. -10                      Miss. -10</p>



<b>Set up notes:</b>	<b>RO Notes:</b>
----------------------	------------------

# Bang 3 times

**RULES:** Practical Shooting Handbook, Latest Edition **COURSE DESIGNER:** Joe Moran

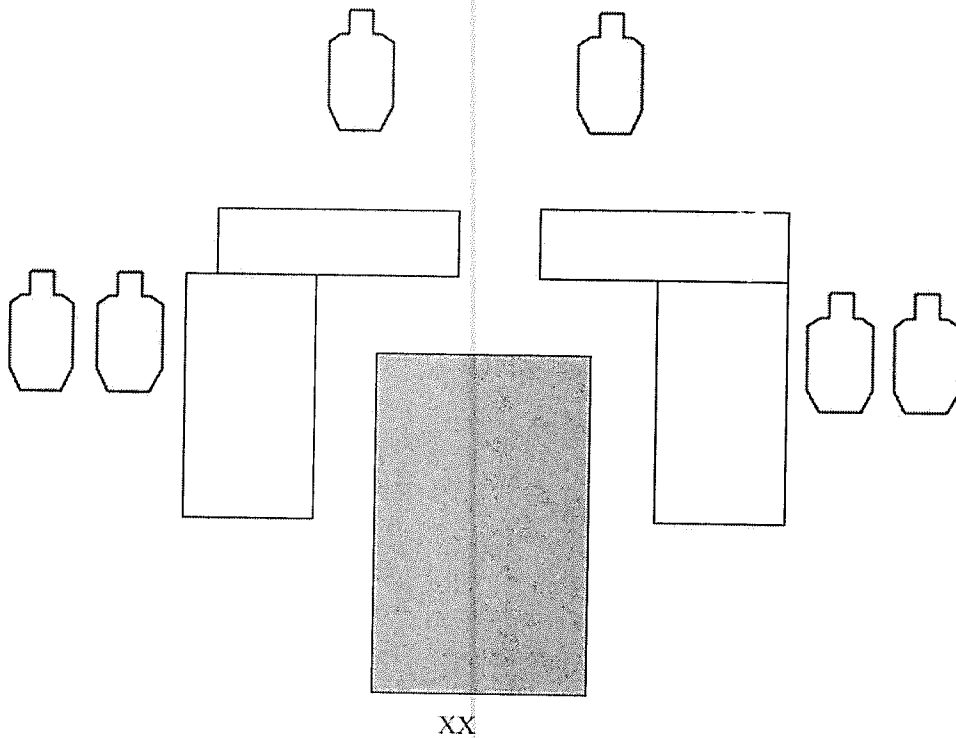
**START POSITION:** Standing on XX hand gun is loaded and holstered per 8.1.1, 8.1.2, PCC held with stock touching belt.

### STAGE PROCEDURE

On signal, engage T1-T6 with 3 rounds each from within the fault lines.

### SCORING

**SCORING:** Comstock, 18 rounds, 90 points  
**TARGETS:** 6 IPSC,  
**SCORED HITS:** Best 3 per IPSC  
**START-STOP:** Audible - Last shot  
**PENALTIES:** Procedural. -10  
No-shoot hit. -10



**SETUP NOTES:**

**RO NOTES:**

# Triple Barrel

**RULES:** Practical Shooting Handbook, Latest Edition **COURSE DESIGNER:** Joe Moran

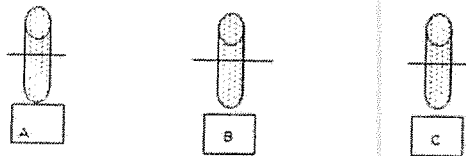
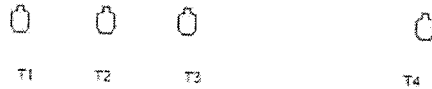
**START POSITION:** Standing in box A,B, or C, handgun is loader and holstered per 8.1.1, 8.1.2 PCC held with stock touching belt.

## STAGE PROCEDURE

On signal Standing in a box, engage T1 - T8 with one round each from above bar. Reengage T1-T8 with one round each from below bar. Repeat from other 2 boxes.

## SCORING

**SCORING:** Comstock, 24 rounds , 120 points  
**TARGETS:** 4 IPSC  
**SCORED HITS:** Best 6 per IPSC, steel down = 1A  
**START-STOP:** Audible - Last shot  
**PENALTIES:** Procedural. -10  
No-shoot hit. -10  
Miss. -10





# CM 20-02

Deja Vu

**Scoring:** Comstock course of fire

**Targets:** 6 USPSA cardboard targets

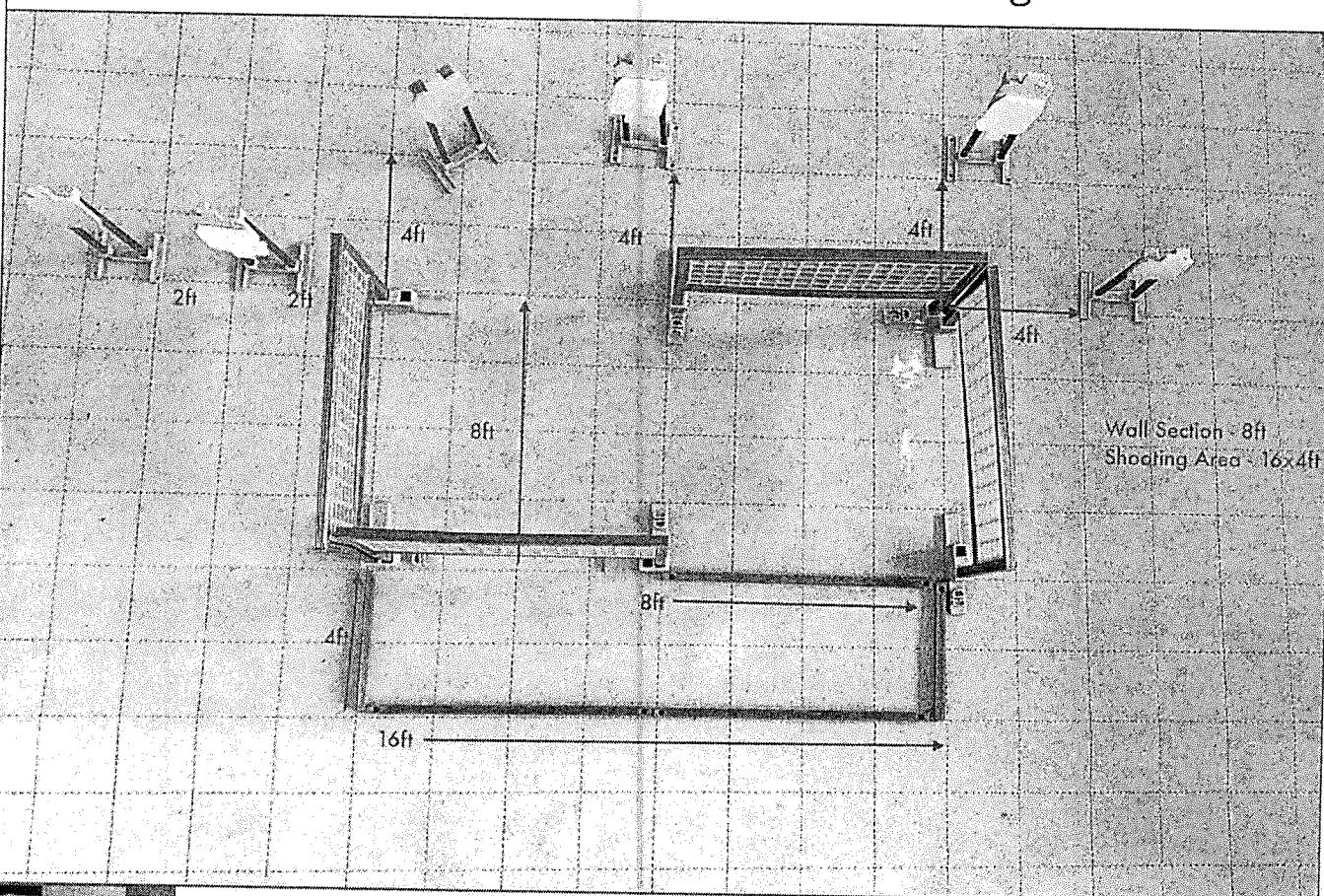
**Rounds:** 12

**Condition:** Loaded and holstered

**Start Position:** Standing anywhere in shooting area, wrists below belt. PCC stock on belt generally downrange

The start is audible


**Procedure:** Engage targets from within the shooting area.



## SETUP NOTES

Targets are 5' to top of target.

No Shoot inverted at 5 inches below A zone perf.



## CM 20-02 Déjà vu

### Written Stage Briefing

Déjà vu is a 12 round, 60-point, Comstock Classifier course. There are 6 USPSA targets.

The handgun start position is standing anywhere in the shooting area, wrists below belt, handgun loaded and holstered.

The PCC start position is standing anywhere in the shooting area, loaded PCC held in both hands, safety on, stock touching belt, muzzle generally downrange.

On the audible start signal, engage targets as available from within the shooting area.

