

## 5 Card Draw

**RULES:** Practical Shooting Handbook, Latest Edition **COURSE DESIGNER:** Chuck Anderson

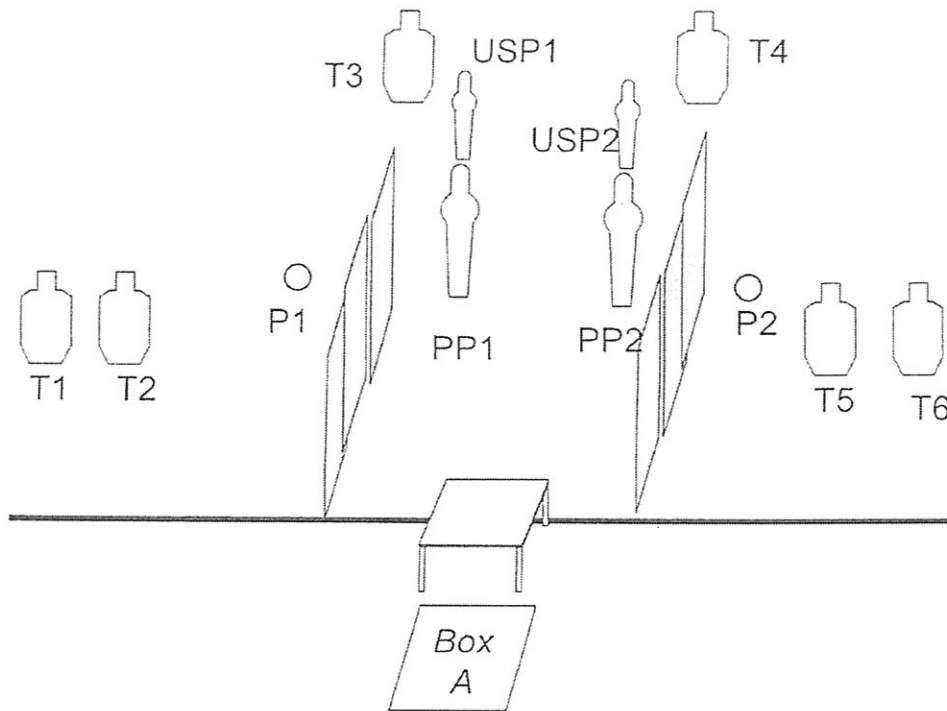
**START POSITION:** Standing in Box A facing downrange with hands naturally at sides. Unloaded Handgun and all magazines or loading devices are fully on table. No part of the gun, magazines, or other loading devices shall be off of the table. Gun is laying flat and unsupported in ready condition as per Rule 8.1.3

### STAGE PROCEDURE

At audible start engage all targets as they become visible from behind the fault line. All reloads must come from ammunition on the table.

### SCORING

**SCORING:** Comstock, 18 rounds, 90 points  
**TARGETS:** 6 IPSC, 2 PP, 2 USP, 2 Plates  
**SCORED HITS:** Best 2 per IPSC, steel down = 1A  
**START-STOP:** Audible - Last shot  
**PENALTIES:** Procedural, -10  
 Miss, -10



### SETUP NOTES:

Set plates at 10 yards from fault line. Set Pepper Poppers at 10 yards from fault line. Set US Poppers at 12 yards from fault line. Walls to extend beyond US Poppers.

### RO NOTES:

2

Quick Fun

**RULES:** Practical Shooting Handbook, Latest Edition **COURSE DESIGNER:** Joe Moran

**START POSITION:** Standing on XX, handgun is loader and holstered per 8.1.1, 8.1.2

**STAGE PROCEDURE**

On signal engage targets as they become visible from within fault lines.

**SCORING**

**SCORING:** Comstock, 24 rounds, 120 points  
**TARGETS:** 12 IPSC,  
**SCORED HITS:** Best 2 per IPSC, steel down = 1A  
**START-STOP:** Audible - Last shot  
**PENALTIES:** Procedural. -10  
 No-shoot hit. -10  
 Miss. -10

T1

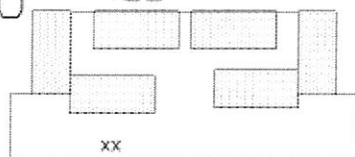
T2-3

T4-6

T7-9

T10-11

T12



Set up notes:

RO Notes:

Bang x 3

3

**RULES:** Practical Shooting Handbook, Latest Edition **COURSE DESIGNER:** Joe Moran

**START POSITION:** Standing on XX hand gun is loaded and holstered per 8.1.1, 8.1.2, PCC held with stock touching belt.

**STAGE PROCEDURE**

On signal, engage T1-T6 with 3 rounds each from within the fault lines.

**SCORING**

**SCORING:** Comstock, 18 rounds, 90 points

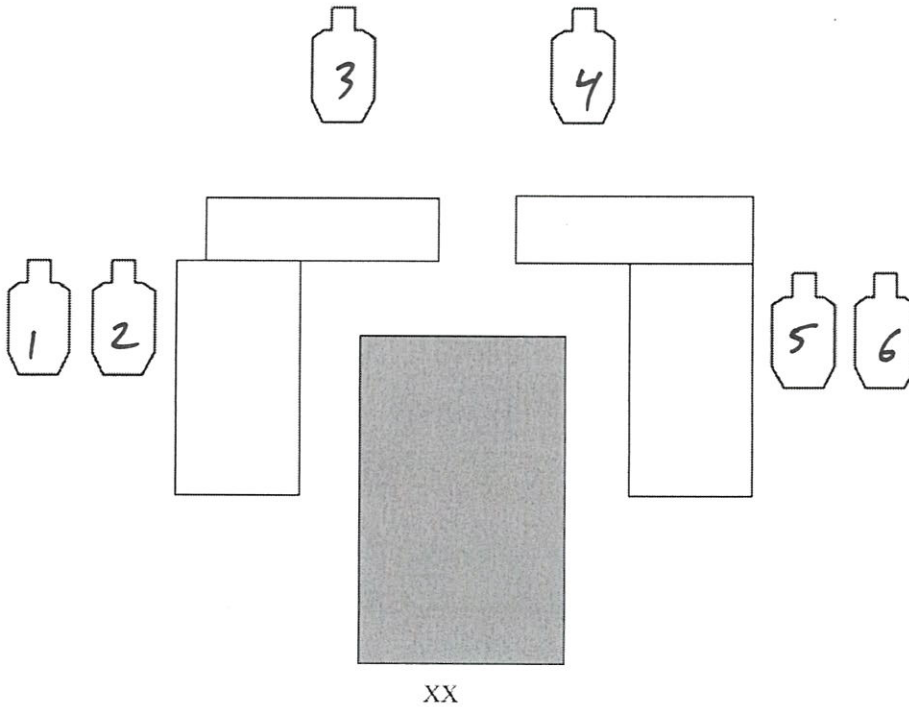
**TARGETS:** 6 IPSC,

**SCORED HITS:** Best 3 per IPSC

**START-STOP:** Audible - Last shot

**PENALTIES:** Procedural. -10

No-shoot hit. -10



**SETUP NOTES:**

**RO NOTES:**

4

## Henry's Turkey Coop

**RULES:** Practical Shooting Handbook, Latest Edition **COURSE DESIGNER:** Joe Moran

**START POSITION:** Standing in Box, handgun is loader and holstered per 8.1.1, 8.1.2

**STAGE PROCEDURE**

On signal engage targets as they become visible from within fault lines.

**SCORING**

**SCORING:** Comstock, 24 rounds, 150 points

**TARGETS:** 12 IPSC, PP, USP

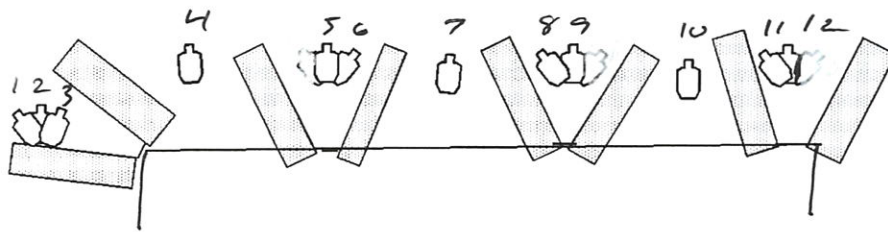
**SCORED HITS:** Best 2 per IPSC, steel down = 1A

**START-STOP:** Audible - Last shot

**PENALTIES:** Procedural. -10

No-shoot hit. -10

Miss. -10



Start

Set up notes:

RO Notes:

5



# CM 06-04

# Fluffy's Revenge 1

**RULES:** USPSA Handgun Competition Rules, current edition **COURSE DESIGNER:** Beth Wingfield

**START POSITION:** Standing erect in Box A, arms relaxed at sides. Handgun is loaded and holstered as per ready condition in rule 8.1.1 and 8.1.2.

## STAGE PROCEDURE

On signal, engage targets from Box A only.

## SCORING

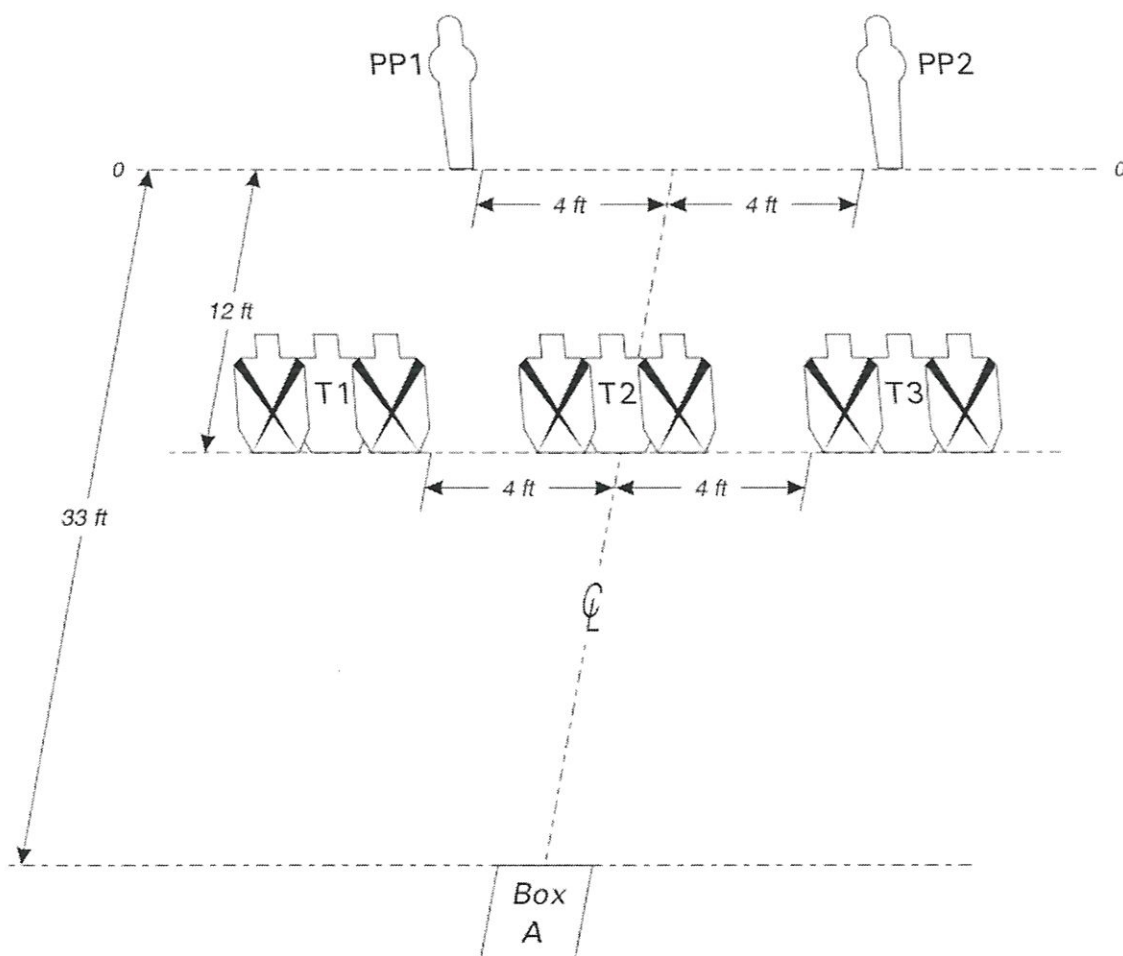
**SCORING:** Comstock, 8 rounds, 40 points

**TARGETS:** 3 Metric, 2 Pepper poppers

**SCORED HITS:** Best 2/paper, KD=1A

**START - STOP:** Audible - Last shot

**PENALTIES:** Per current edition of USPSA Handgun Competition Rules



**SETUP NOTES:** Set paper targets to 5 feet high at shoulders. Scoring lines of no-shoots overlay C-zone scoring lines of targets. Center of T2 is center line of course. Box A is 3 feet by 3 feet.



**CM 06-04 Fluffy's Revenge 1****Written Stage Briefing**

Fluffy's Revenge 1 is an 8 round, 40 point Comstock classifier course. There are 3 Metric targets and 2 Pepper poppers. The best 2 hits per paper will score, steel must fall to score. The start signal is audible.

The start position is standing in Box A, facing downrange, hands relaxed at sides. Your handgun is loaded and holstered.

PCC start position is standing in Box A, facing downrange, stock on belt, muzzle downrange, loaded carbine held in both hands with safety on.

On the audible start signal, engage targets from within the fault lines.

