


WRITTEN STAGE BRIEFING

Welcome to stage 464_Canadian_037, My name is <name> and I am the CRO/RO for this stage.

464_Canadian_037 is a 12 round, 60 point, COMSTOCK Short course. There are 6 IPSC targets. The best 2 hits per cardboard target will score.

The start position is standing anywhere in the shooting area, facing down range with wrists below belt. Handgun is loaded and holstered. PCC start position is option1, stock on belt, safety on, muzzle pointing downrange.

Procedure is on the audible start signal, engage all targets from within the shooting area.



RULES: Practical Shooting Handbook, Latest Edition **COURSE DESIGNER:** Billy Barton

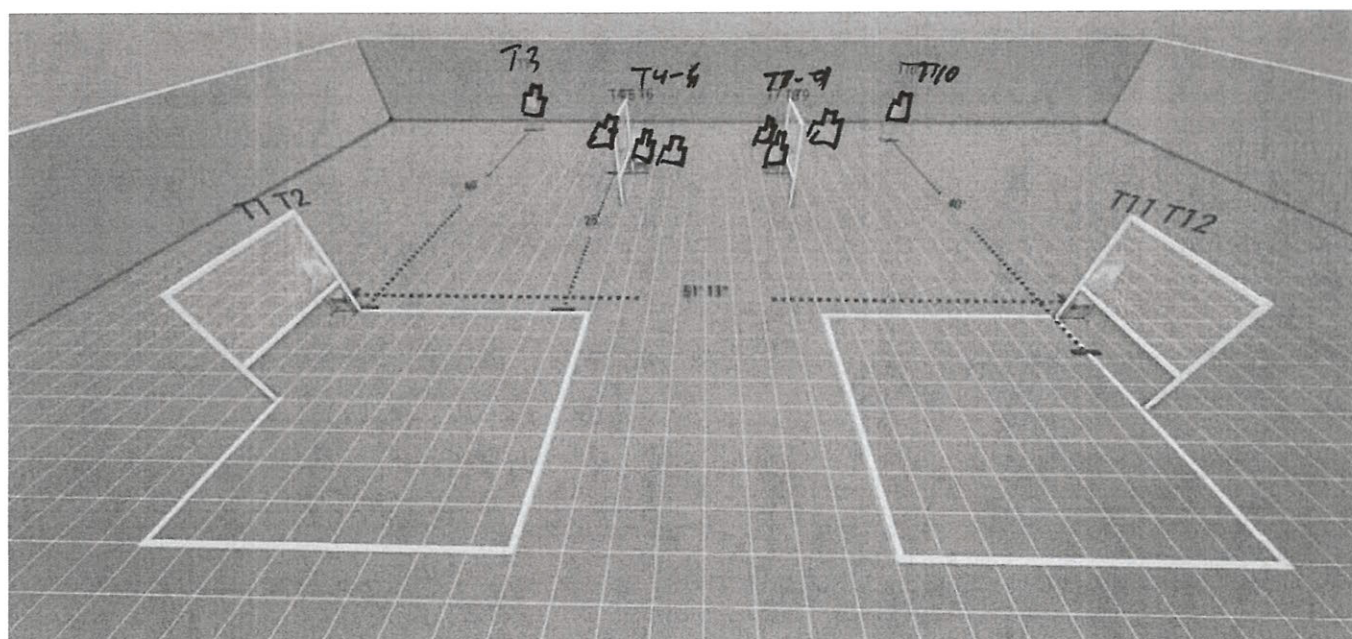
START POSITION:. Feet on Start line, handgun is loaded and holstered per 8.1.1, 8.1.2 PCC held with stock touching belt

STAGE PROCEDURE

On signal engage targets as they become visible from within fault lines.

SCORING

SCORING: Comstock, 24 rounds , 120 points
TARGETS: 12 IPSC,
SCORED HITS: Best 2 per IPSC, steel down = 1A
START-STOP: Audible - Last shot
PENALTIES: Procedural. -10
 No-shoot hit. -10
 Miss. -10



XX

Set up notes:

RO Notes:

Stage 3

4X6

RULES: Practical Shooting Handbook, Latest Edition **COURSE DESIGNER:** Joe Moran

START POSITION: Standing in any box. Handgun is loaded and holstered.

STAGE PROCEDURE

On Signal, engage P1-P6 with 1 round each, move to next box and reengage P1-P6 with 1 round each. Repeat from remaining boxes. No Stacking.

SCORING

SCORING: Virginia count, 24 rounds, 120 points
TARGETS: 6 IPSC, USP, PP
SCORED HITS: Best 4 per IPSC
START-STOP: Audible - Last shot
PENALTIES: Procedural. -10
No-shoot hit. -10
Extra shot. -10
Extra hit. -10
Miss. -10



P1



P2



P3




P4




P5




P6




A



B



C



D

Octagon Stage 4 Range 7

RULES: Practical Shooting Handbook, Latest Edition **COURSE DESIGNER:** Joe Moran

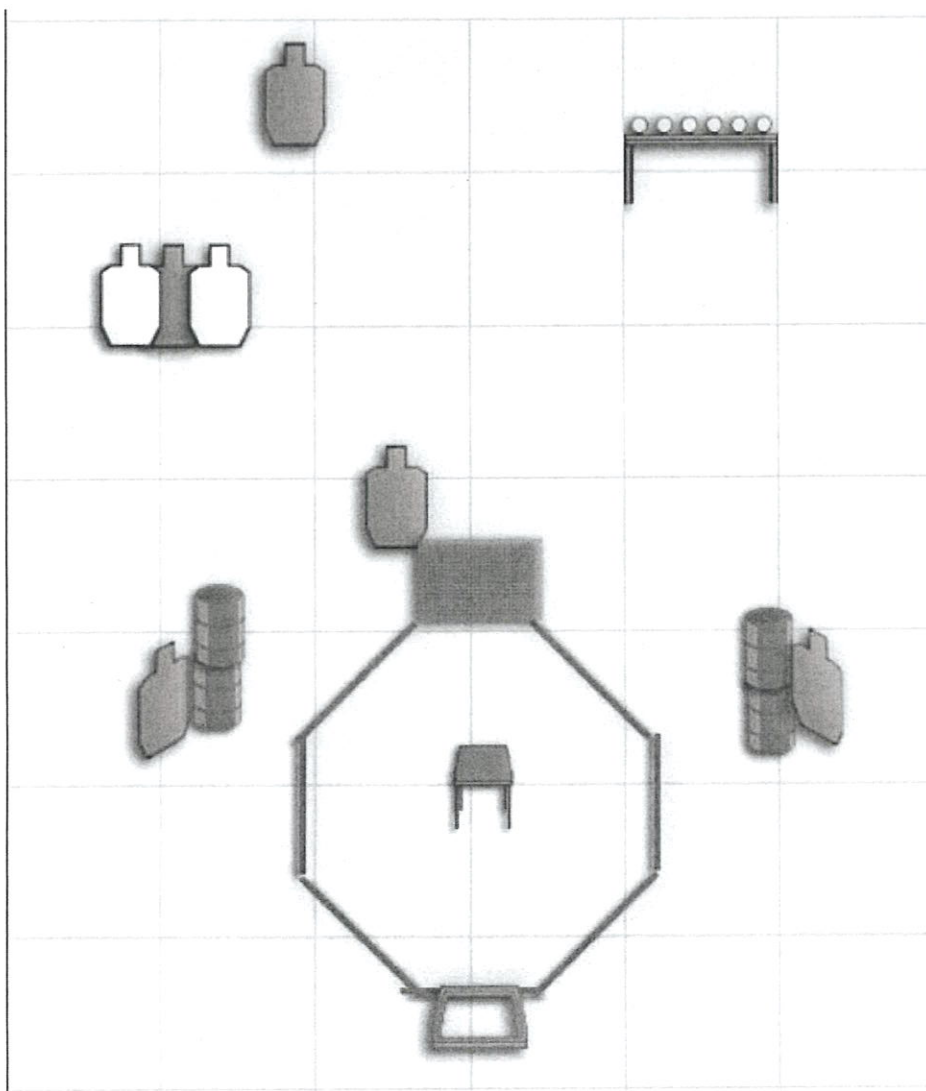
START POSITION: Feet inside start box, handgun is loaded and holstered per 8.1.1, 8.1.2 PCC held with stock touching belt

STAGE PROCEDURE

On signal engage targets as they become visible from within fault lines.

SCORING

SCORING: Comstock, 16 rounds , 80 points
TARGETS: 5 IPSC, 6 Plates,
SCORED HITS: Best 2 per IPSC, steel down = 1A
START-STOP: Audible - Last shot
PENALTIES: Procedural. -10
No-shoot hit. -10
Miss. -10





CM 13-04

The Roscoe Rattle

RULES: USPSA Handgun Competition Rules, Current Edition **COURSE DESIGNER:** Robert Porter

START POSITION: Standing in Area A, facing uprange, fingers touching head above ears. Gun loaded and holstered.

STAGE PROCEDURE

- String 1: On signal, turn and engage T2 with 6 rounds only, from within area A.
- String 2: On signal, turn and engage T1 with 6 rounds only. Perform a mandatory reload and engage T3 with six rounds only. All shots fired from within area A.

SCORING

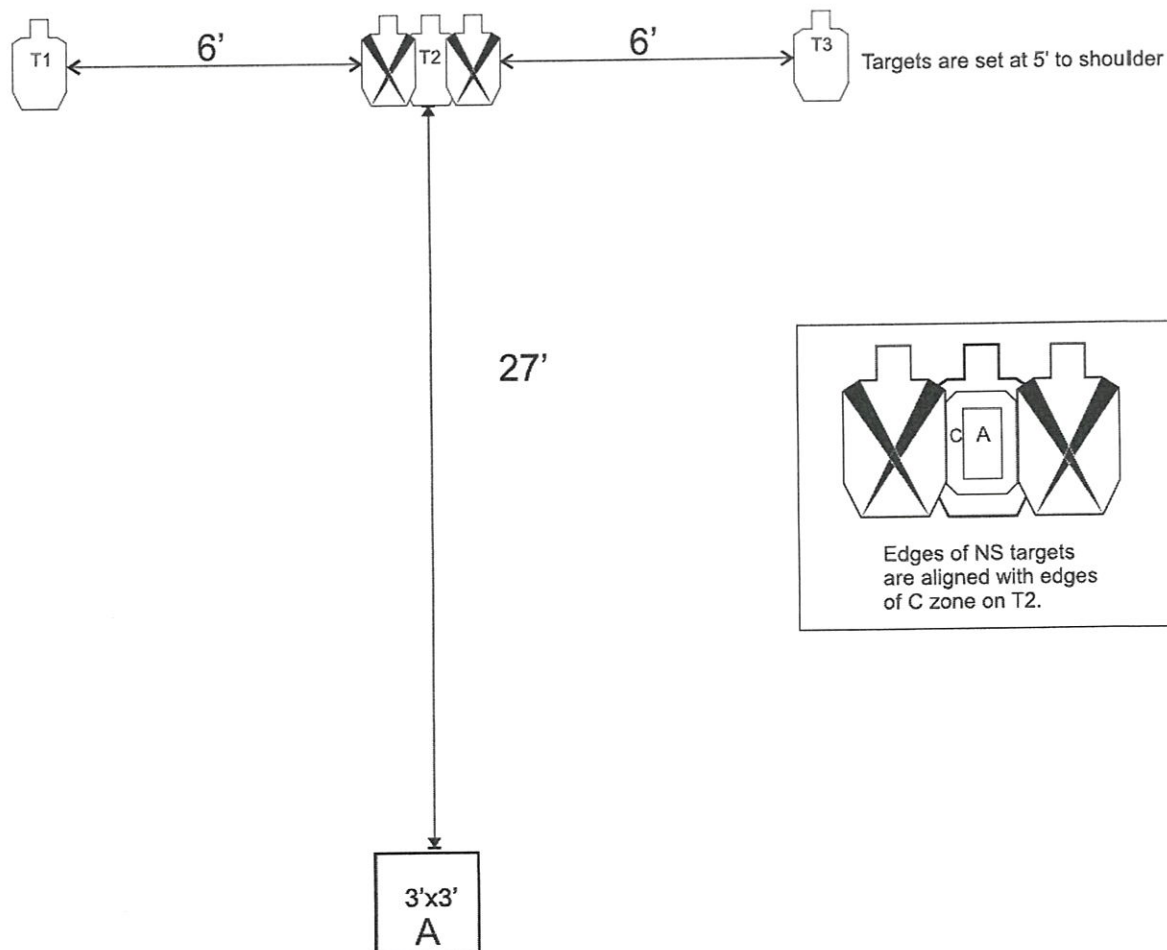
SCORING: Virginia Count, 18 rounds, 90 points

TARGETS: 3 Metric

SCORED HITS: Best 6/paper

START - STOP: Audible - Last shot

PENALTIES: Per current edition of USPSA Handgun Competition Rules



SETUP NOTES: Edges of no-shoot targets are aligned with edges of C zone on T2. All targets are set at 5 feet at shoulders. Spacing is 6 feet, edge to edge.



Written Stage Briefing

The Roscoe Rattle is an 18 round, 90 point Virginia Count Classifier course. There are three Metric targets. The best six hits per target will score. The start signal is audible.

The start position is standing in Box A, facing uprange, fingers touching head above ears. PCC start position is standing in Box A, facing downrange, stock on belt, muzzle downrange, loaded carbine held in both hands with safety on.

String 1: On signal, from Box A only, turn and engage T2 with only 6 rounds.

String 2: On signal, from Box A only, turn and engage T1 with only 6 rounds, then make a mandatory reload, then engage T3 with only six rounds.

No turn for PCC.

