

Fun House

RULES: Practical Shooting Handbook, Latest Edition **COURSE DESIGNER:** Joe Moran

START POSITION: Feet on XX, handgun is loaded and holstered per 8.1.1, 8.1.2 PCC held with stock touching belt

STAGE PROCEDURE

On signal engage targets as they become visible from within fault lines.

SCORING

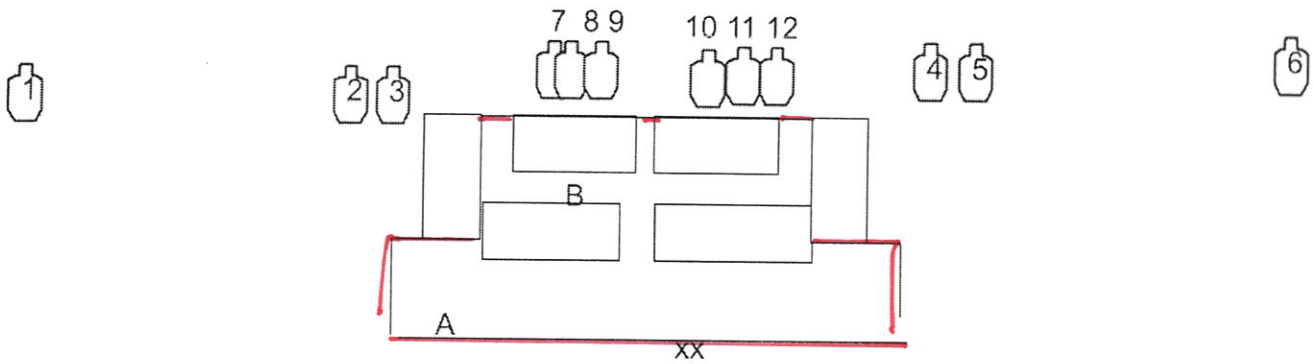
SCORING: Comstock, 24 rounds , 120 points

TARGETS: 12 IPSC, ,

SCORED HITS: Best 2 per IPSC, steel down = 1A

START-STOP: Audible - Last shot

PENALTIES: Procedural. -10
No-shoot hit. -10
Miss. -10



Set up notes:

RO Notes:



CM 21-01

8 x 3 Trigger Freeze

Scoring: Comstock course of fire

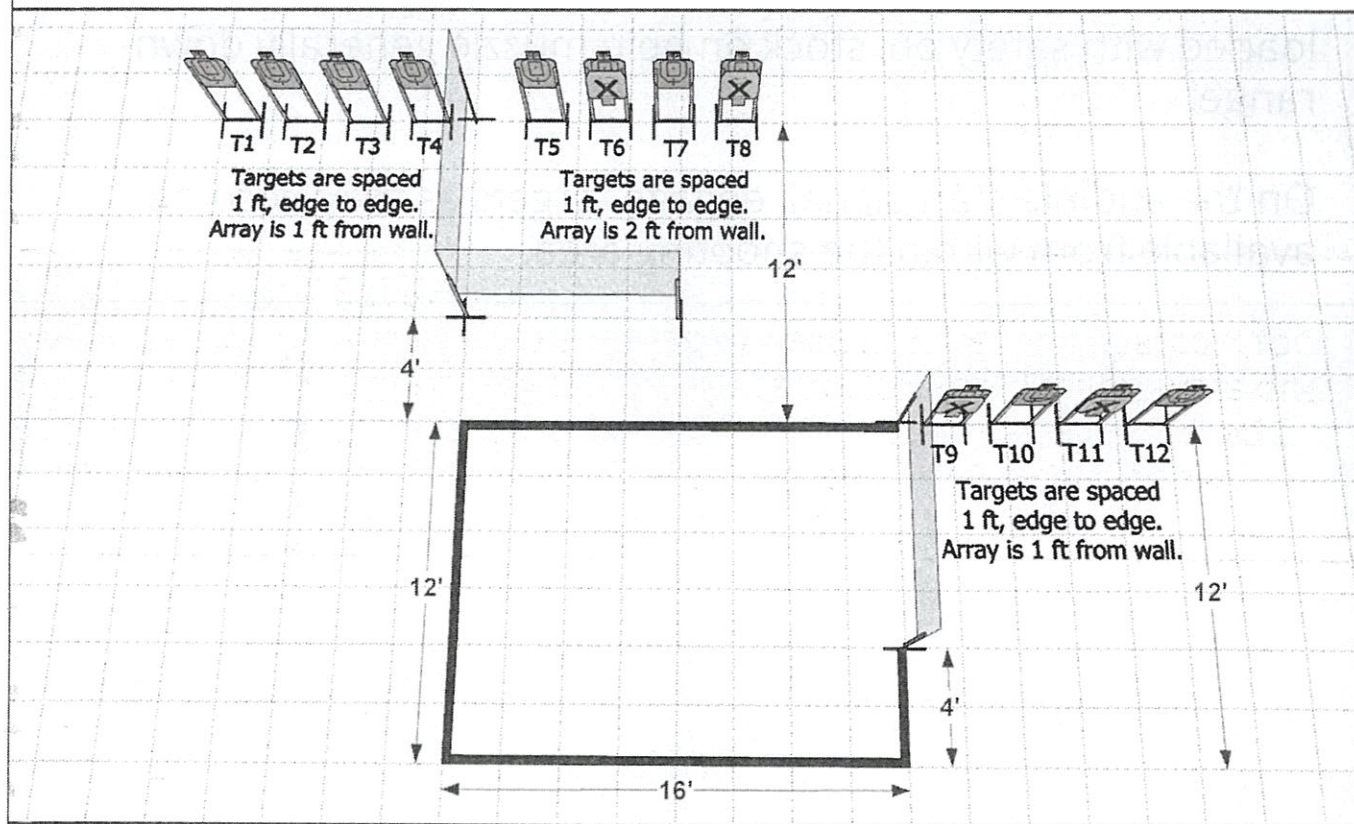
Targets: 12 USPSA cardboard targets

Rounds: 24

Condition: Loaded and holstered

Start Position: Anywhere in shooting area. Handgun loaded and holstered, wrists below belt. PCC loaded with safety on, stock on belt, muzzle generally downrange.

Procedure: : Upon audible start signal, engage targets from within the shooting area.



SETUP NOTES

All targets are set top of head at 5 feet and spaced 1 foot edge to edge. The edge of the left and right arrays is one foot from the edge of the wall. Center array is spaced 2 feet from wall. No Shoot inverted at 8 inches below shoulder. All walls are 8 feet long.

Down and Back

RULES: Practical Shooting Handbook, Latest Edition **COURSE DESIGNER:** Joe Moran

START POSITION: Feet on Start lines, handgun is loaded and holstered per 8.1.1, 8.1.2 PCC held with stock touching belt

STAGE PROCEDURE

On signal engage targets as they become visible from within fault lines.

SCORING

SCORING: Comstock, 22 rounds , 110 points

TARGETS: 11 IPSC,

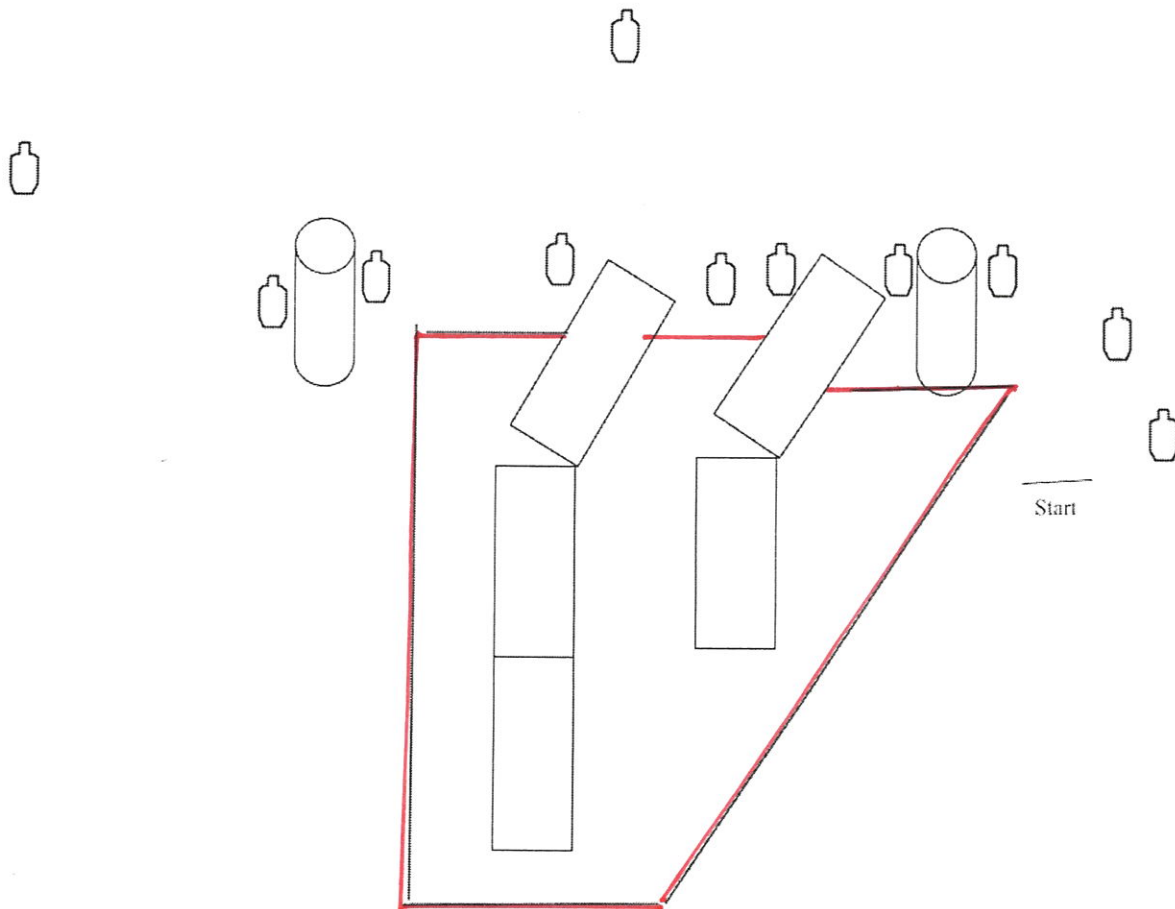
SCORED HITS: Best 2 per IPSC, steel down = 1A

START-STOP: Audible - Last shot

PENALTIES: Procedural. -10

No-shoot hit. -10

Miss. -10



Hide & Seek

RULES: Practical Shooting Handbook, Latest Edition **COURSE DESIGNER:** Joe Moran

START POSITION: Feet inside fault lines, handgun is loaded and holstered per 8.1.1, 8.1.2 PCC held with stock touching belt

STAGE PROCEDURE

On signal engage targets as they become visible from within fault lines.

SCORING

SCORING: Comstock, 24 rounds , 120 points

TARGETS: 12 IPSC, ,



SCORED HITS: Best 2 per IPSC, steel down = 1A

START-STOP: Audible - Last shot

PENALTIES: Procedural. -10

No-shoot hit. -10

Miss. -10



Set up notes:

RO Notes:

Stage 5

4X6

RULES: Practical Shooting Handbook, Latest Edition **COURSE DESIGNER:** Joe Moran

START POSITION: Standing in any box. Handgun is loaded and holstered.

STAGE PROCEDURE

On Signal, engage P1-P6 with 1 round each, move to next box and reengage P1-P6 with 1 round each. Repeat from remaining boxes. No Stacking.

SCORING

SCORING: Virginia count, 24 rounds, 120 points
TARGETS: 6 IPSC, USP, PP
SCORED HITS: Best 4 per IPSC
START-STOP: Audible - Last shot
PENALTIES: Procedural. -10
No-shoot hit. -10
Extra shot. -10
Extra hit. -10
Miss. -10



P1



P2



P3



P4



P5



P6

