

# Triangles Plates Ports

**RULES:** Practical Shooting Handbook, Latest Edition **COURSE DESIGNER:** Joe Moran

**START POSITION:** Feet on fault lines, handgun is loaded and holstered per 8.1.1, 8.1.2 PCC held with stock touching belt

## STAGE PROCEDURE

On signal engage targets as they become visible from within fault lines.

## SCORING

**SCORING:** Comstock, 26 rounds , 130 points

**TARGETS:** 9 IPSC, 2 PP, 6 plates

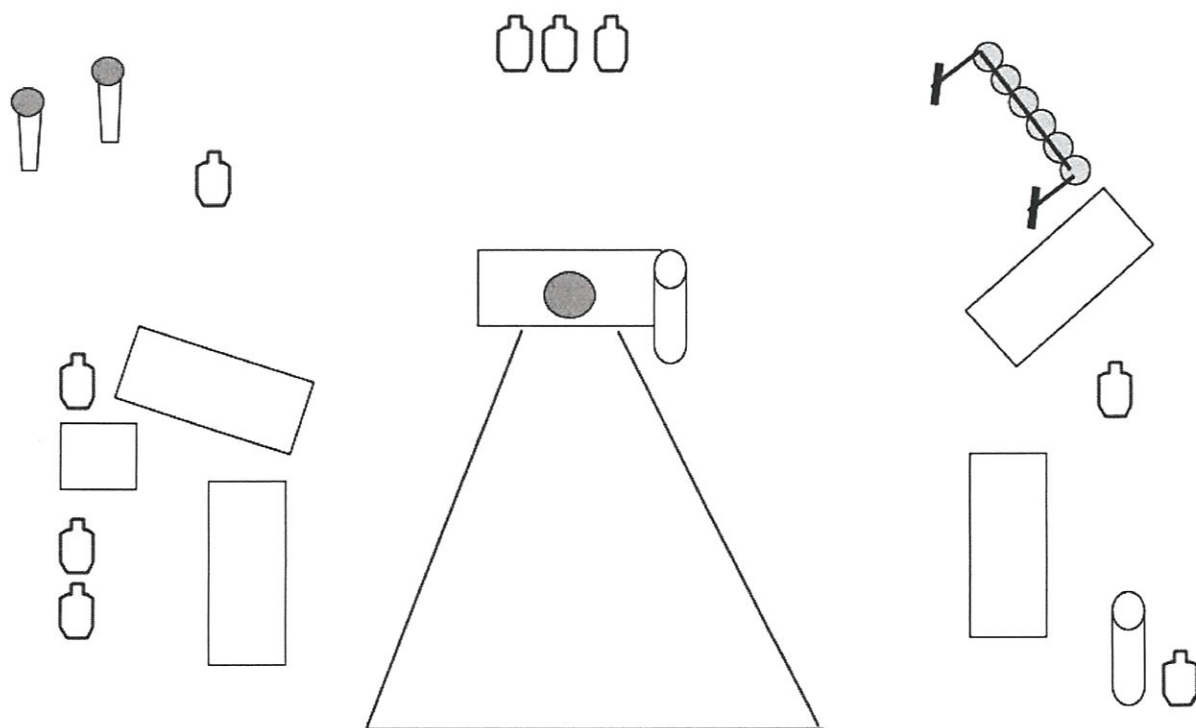
**SCORED HITS:** Best 2 per IPSC, steel down = 1A

**START-STOP:** Audible - Last shot

**PENALTIES:** Procedural. -10

No-shoot hit. -10

Miss. -10



**Set up notes:**

**RO Notes:**

# Three and Two

**RULES:** Practical Shooting Handbook, Latest Edition **COURSE DESIGNER:** Joe Moran

**START POSITION:** Feet on XX, Handgun is loaded and holstered per 8.1.1, 8.1.2 PCC held with Stock touching belt

## STAGE PROCEDURE

On signal, engage T1-T2 with 3 rounds each, T3-T6 with 2 rounds each, PP 1-4 from within the fault lines.

## SCORING

**SCORING:** Comstock, 18 rounds ,90 points

**TARGETS:** 6 IPSC, 4 PP

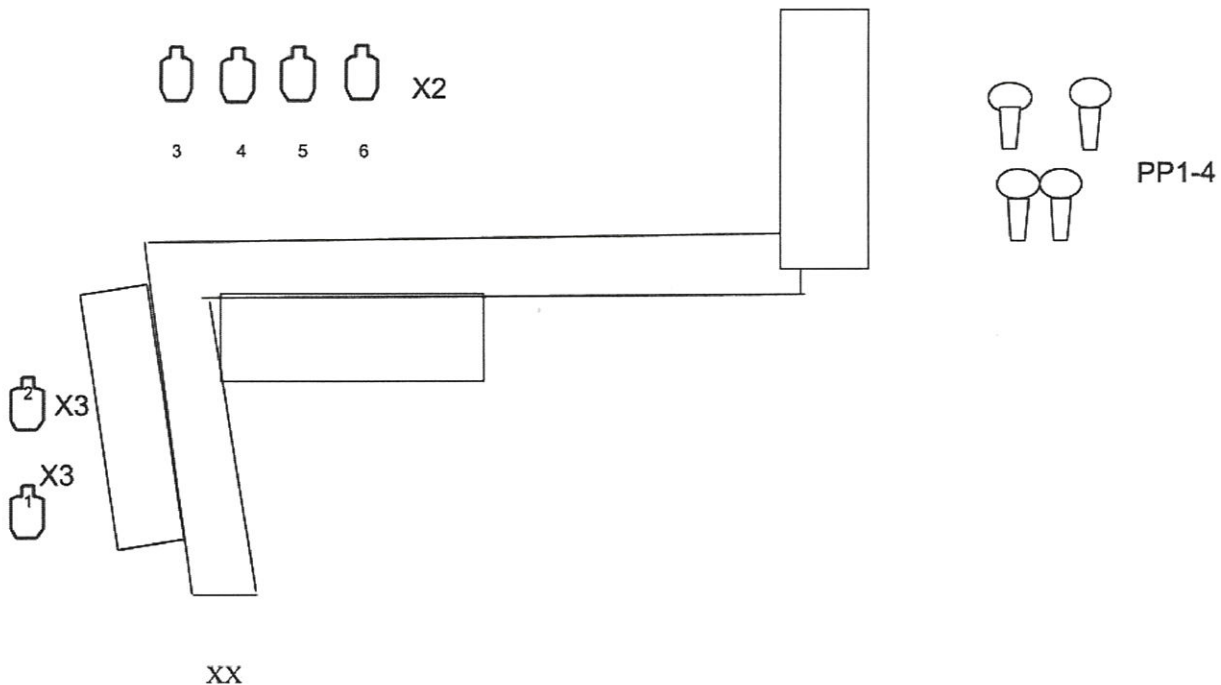
**SCORED HITS:** T1-T2 Best 3, T3-T6 Best 2 per IPSC, Steel must fall

**START-STOP:** Audible - Last shot

**PENALTIES:** Procedural. -10

No-shoot hit. -10

Miss. -10



# Bill Drill, Prez, and Pins

**RULES:** Practical Shooting Handbook, Latest Edition **COURSE DESIGNER:** Joe Moran A51132

**START POSITION:** String 1, Standing in any box facing target, handgun is loaded and holstered per 8.1.1, 8.1.2 PCC held with stock touching belt.

## STAGE PROCEDURE

On signal,  
Engage T1 with 6 rounds from box A, Engage T2-T4 with 2 rounds from box B, :Engage PP1-PP6 from box C.

## SCORING

**SCORING:** Comstock, 18 rounds ,90 points

**TARGETS:** 4 IPSC, 6 PP

**SCORED HITS:** T1 Best 6 per IPSC, T2-T4 Best 2 per IPSC steel down = 1A

**START-STOP:** Audible - Last shot

**PENALTIES:** Procedural. -10  
No-shoot hit. -10  
Miss. -10

T1

T2 T3 T4

PP1-PP6



**Set up notes:**

**RO Notes:**

# Turtles in the Ditch

**RULES:** Practical Shooting Handbook, Latest Edition **COURSE DESIGNER:** Joe Moran

**START POSITION:** Feet on Start line, handgun is loaded and holstered per 8.1.1, 8.1.2 PCC held with stock touching belt

## STAGE PROCEDURE

On signal engage targets as they become visible from within fault lines.

## SCORING

**SCORING:** Comstock, 21 rounds , 105 points

**TARGETS:** 7 IPSC, ,

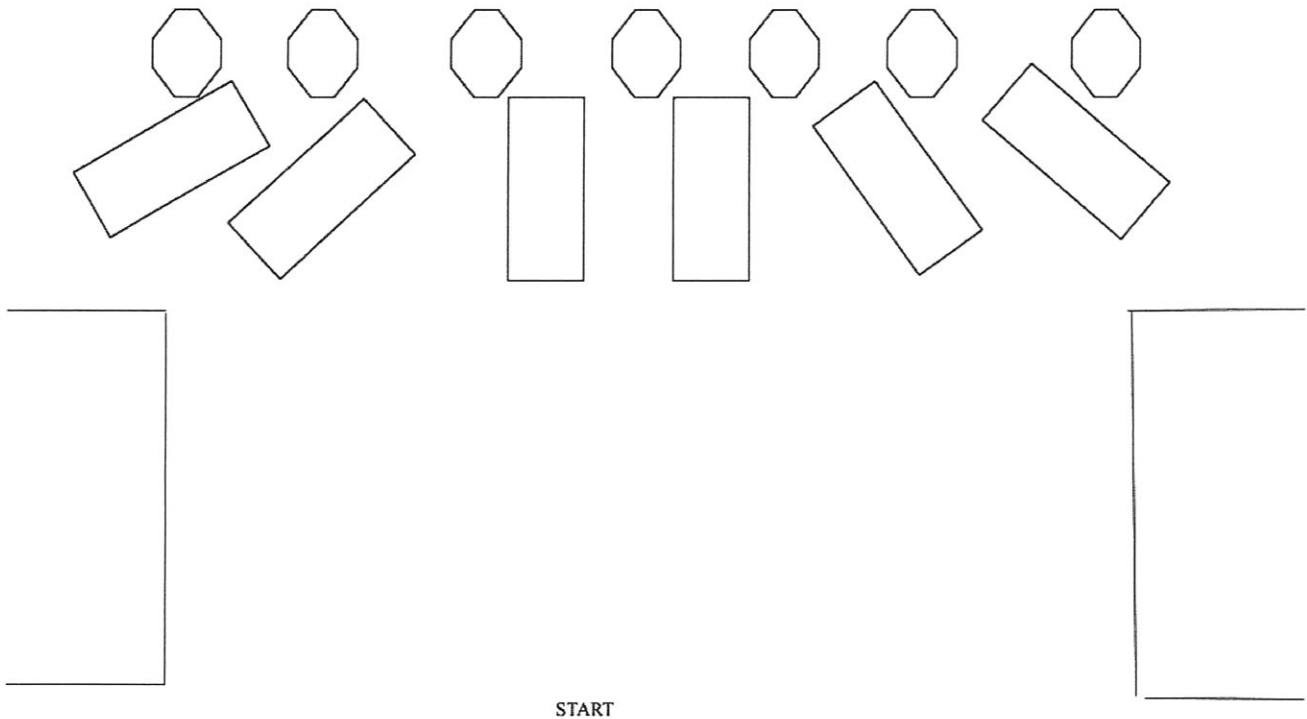
**SCORED HITS:** Best 3 per IPSC, steel down = 1A

**START-STOP:** Audible - Last shot

**PENALTIES:** Procedural. -10

No-shoot hit. -10

Miss. -10



Set up notes:

RO Notes:





## CM 19-02

## Hi-Way Robbery

Hi-Way Robbery is a 12 round, 60-point, Comstock Short Course. There are 4 IPSC targets and 4 USPSA mini poppers. The best 2 hits per cardboard will score and steel must fall to score.

The handgun start position is standing inside shooting area, facing downrange, heels touching rear fault line, wrists below belt with handgun loaded and holstered.

The PCC start position is standing inside shooting area, facing downrange, heels touching rear fault line, holding loaded PCC with safety on, stock on belt, and muzzle pointing downrange.

On the audible start signal, engage targets as they become available from within the shooting area.

