

Stage 5

4X6

RULES: Practical Shooting Handbook, Latest Edition **COURSE DESIGNER:** Joe Moran

START POSITION: Standing in any box. Handgun is loaded and holstered.

STAGE PROCEDURE

On Signal, engage P1-P6 with 1 round each, move to next box and reengage P1-P6 with 1 round each. Repeat from remaining boxes. No Stacking.

SCORING

SCORING: Virginia count, 24 rounds, 120 points
TARGETS: 6 IPSC, USP, PP
SCORED HITS: Best 4 per IPSC
START-STOP: Audible - Last shot
PENALTIES: Procedural. -10
No-shoot hit. -10
Extra shot. -10
Extra hit. -10
Miss. -10



P1



P2



P3






P4



P5



P6



5 Card Draw

RULES: Practical Shooting Handbook, Latest Edition **COURSE DESIGNER:** Chuck Anderson

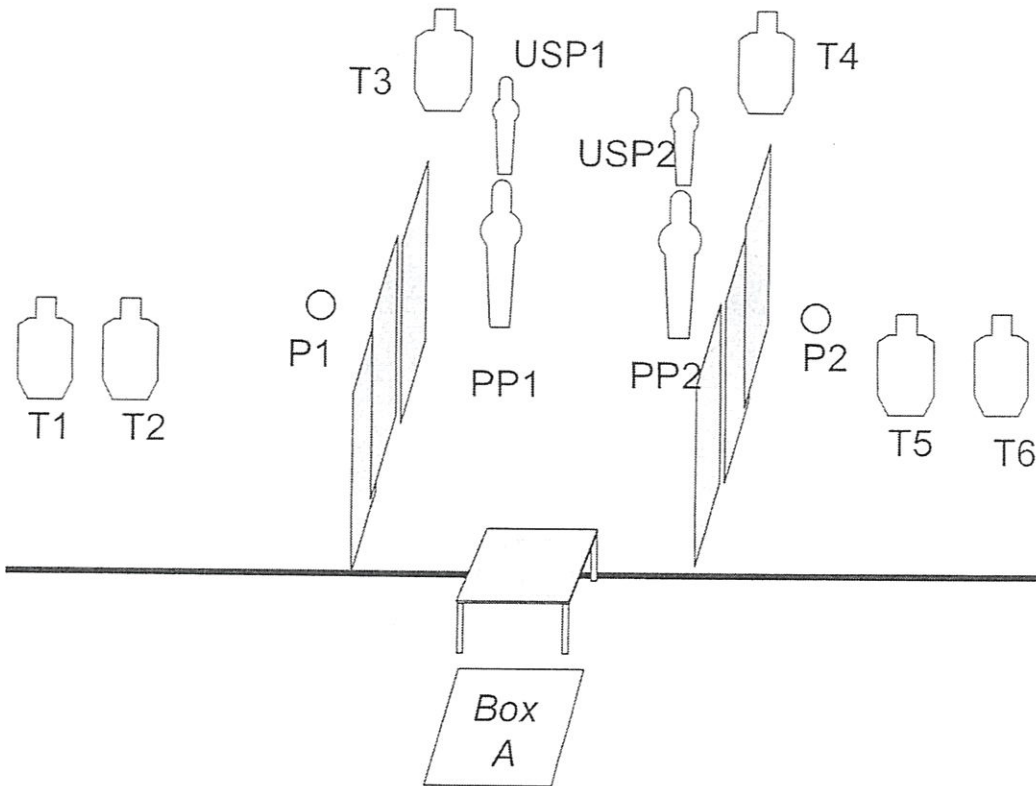
START POSITION: Standing in Box A facing downrange with hands naturally at sides. **Unloaded** Handgun and **a II** magazines or loading devices are fully on table. No part of the gun, magazines, or other loading devices shall be off of the table. Gun is laying flat and unsupported in ready condition as per Rule 8.1.3

STAGE PROCEDURE

At audible start engage all targets as they become visible from behind the fault line. All reloads must come from ammunition on the table.

SCORING

SCORING: Comstock, 18 rounds, 90 points
TARGETS: 6 IPSC, 2 PP, 2 USP, 2 Plates
SCORED HITS: Best 2 per IPSC, steel down = 1A
START-STOP: Audible - Last shot
PENALTIES: Procedural. -10
 Miss. -10



SETUP NOTES:

Set plates at 10 yards from fault line. Set Pepper Poppers at 10 yards from fault line. Set US Poppers at 12 yards from fault line. Walls to extend beyond US Poppers.

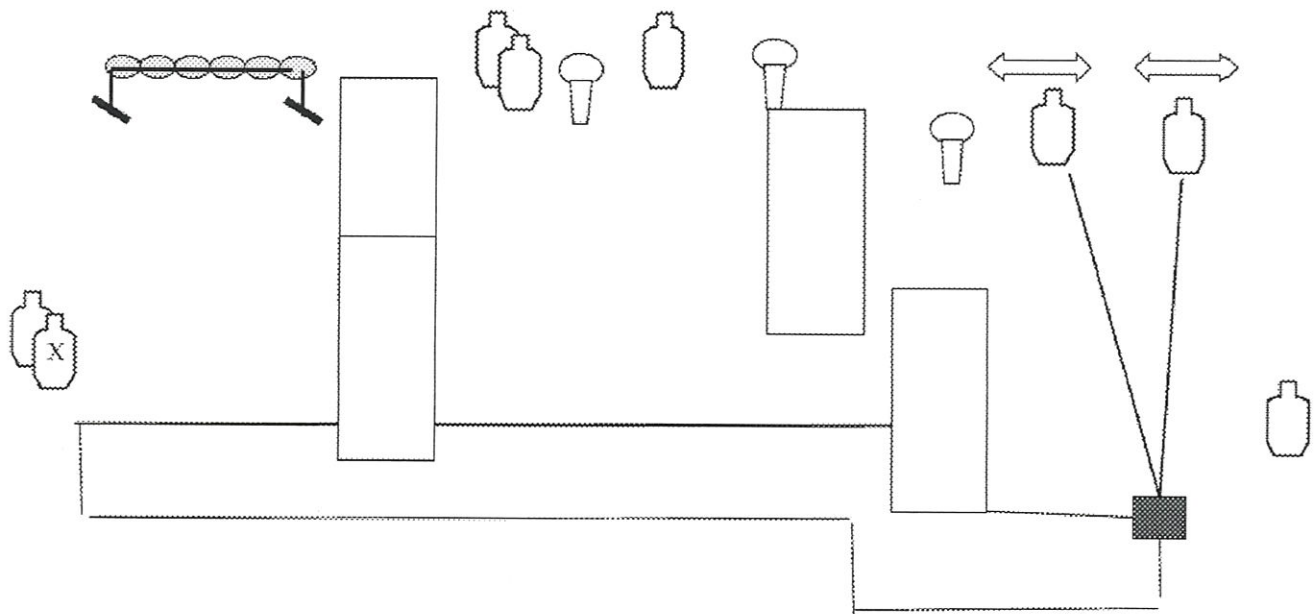
RO NOTES:

Clangs and Swings

RULES: Practical Shooting Handbook, Latest Edition **COURSE DESIGNER:** Joe Moran

START POSITION: Feet inside fault lines, handgun is loader and holstered per 8.1.1, 8.1.2 PCC held with stock touching belt

STAGE PROCEDURE	SCORING
On signal engage targets as they become visible from within fault lines.	<p>SCORING: Comstock, 23 rounds, 65 points</p> <p>TARGETS: 7 IPSC, 3 PP, 6 Plates</p> <p>SCORED HITS: Best 2 per IPSC, steel down = 1A</p> <p>START-STOP: Audible - Last shot</p> <p>PENALTIES: Procedural, -10 No-shoot hit, -10 Miss, -10</p>



Set up notes:

RO Notes:



Metro Area Practical Shooters Association
Stage Name: Be Like Ryan
Course Designer: Tim Dunderi

START POSITION/READY CONDITION: Toes on marks. Wrists below belt. Handgun Ready Condition: Handgun is loaded and holstered. PCC Ready Condition: PCC is loaded , held stock on belt muzzle generally down range	
Stage Procedure – On audible start signal, engage targets from within the shooting area. Steel must fall to score.	Scoring: Comstock 21 rounds 105 points Targets: 7 Cardboard, 7 Steel Scored Hits: Best 2 Per Cardboard Start/Stop: Audible – Last Shot

