

# Triangles Plates Ports

**RULES:** Practical Shooting Handbook, Latest Edition **COURSE DESIGNER:** Joe Moran

**START POSITION:** Feet on fault lines, handgun is loaded and holstered per 8.1.1, 8.1.2 PCC held with stock touching belt

## STAGE PROCEDURE

On signal engage targets as they become visible from within fault lines.

## SCORING

**SCORING:** Comstock, 26 rounds, 130 points

**TARGETS:** 9 IPSC, 2 PP, 6 plates

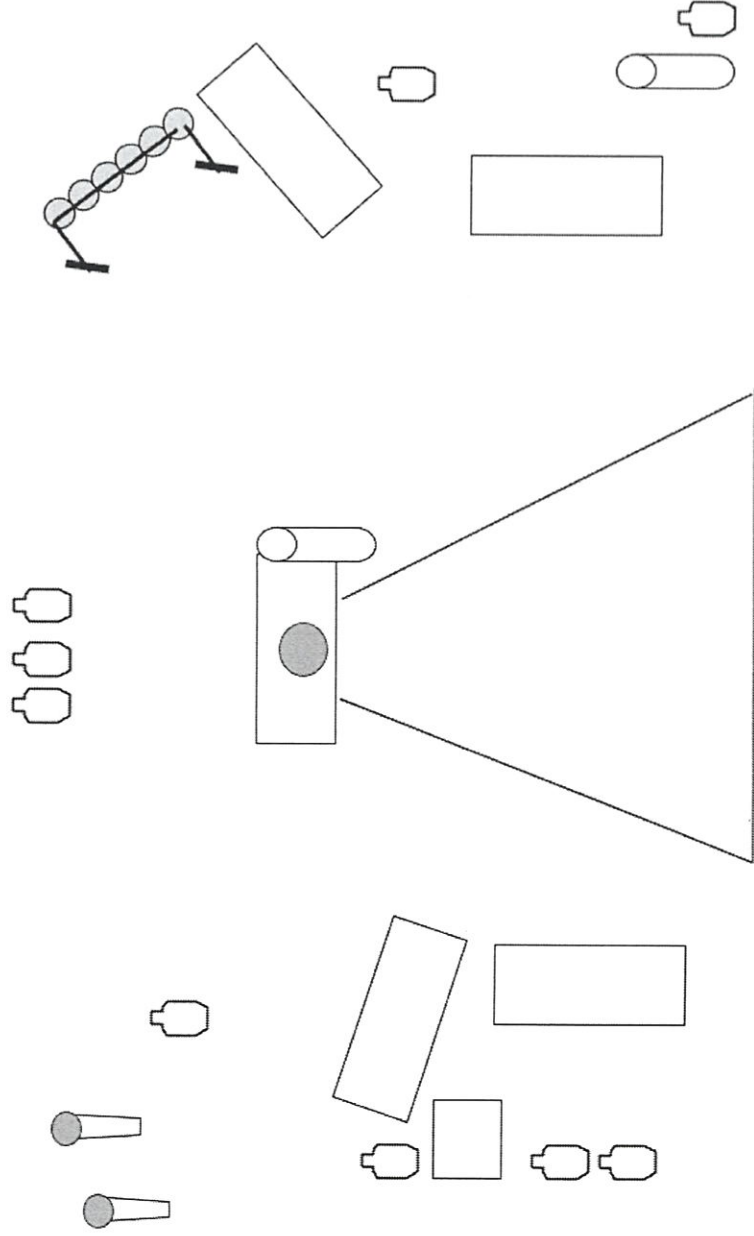
**SCORED HITS:** Best 2 per IPSC, steel down = 1A

**START-STOP:** Audible - Last shot

**PENALTIES:** Procedural. -10

No-shoot hit. -10

Miss. -10



Set up notes:

RO Notes:

# David's 24

**RULES:** Practical Shooting Handbook, Latest Edition    **COURSE DESIGNER:** David Mandros


**START POSITION:** Feet on XX, handgun is loaded and holstered per 8.1.1, 8.1.2 PCC held with stock touching belt

## STAGE PROCEDURE

On signal engage targets as they become visible from within fault lines.

## SCORING

**SCORING:** Comstock, 24 rounds, <sup>120</sup>65 points  
**TARGETS:** 12 USPSA,  
**SCORED HITS:** Best 2 per IPSC, steel down = 1A  
**START-STOP:** Audible - Last shot  
**PENALTIES:** Procedural. -10  
No-shoot hit. -10  
Miss. -10



# Load Clear & Go

**RULES:** Practical Shooting Handbook, Latest Edition **COURSE DESIGNER:** Joe Moran

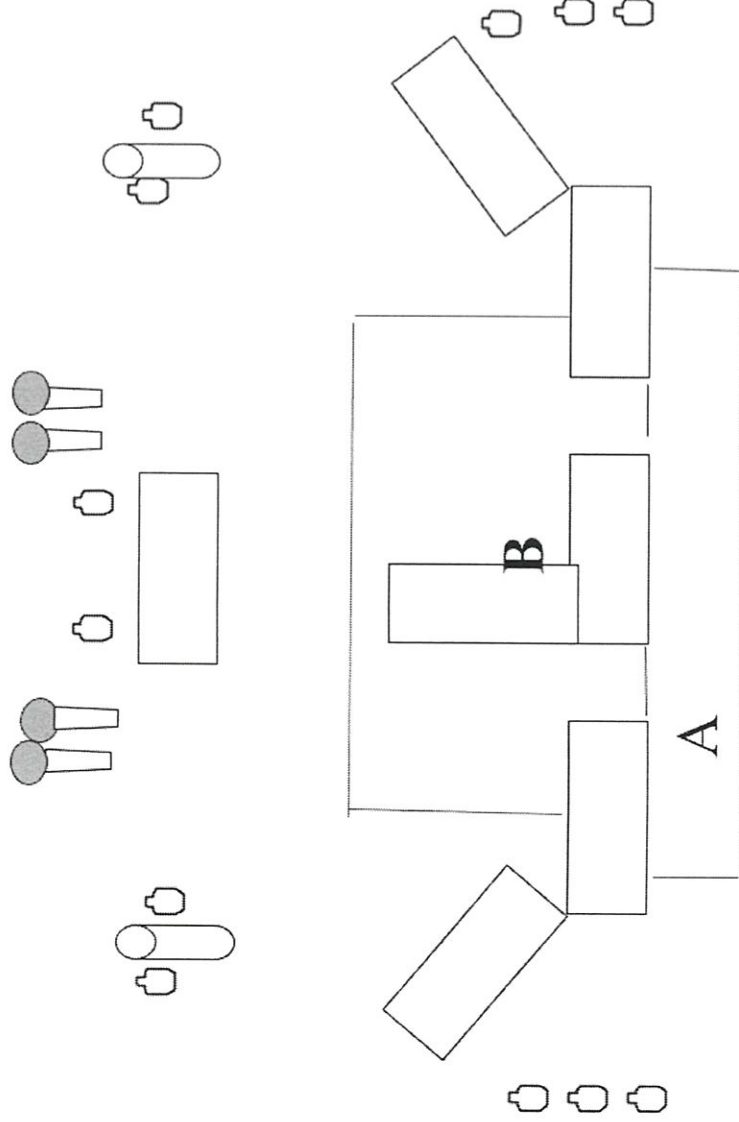
**START POSITION:** Feet on XX, handgun is UNLOADED and holstered. PCC UNLOADED held with one hand.

## STAGE PROCEDURE

On signal load and engage targets as they become visible from within fault lines. Weapon must be UNLOADED and Clear (chamber Empty) before feet exit area A and enter area B. Reloaded once inside area B

## SCORING

**SCORING:** Comstock, 28 rounds, <sup>140</sup>~~65~~ points  
**TARGETS:** 12 IPSC, 4 PP,  
**SCORED HITS:** Best 2 per IPSC, steel down = 1A  
**START-STOP:** Audible - Last shot  
**PENALTIES:** Procedural. -10  
 No-shoot hit. -10  
 Miss. -10



XX

## Set up notes:

## RO Notes:

If weapon is not unloaded before entering area B, one Procedural will be assessed per shot fired until reload is made.

<p><b>START POSITION:</b> Standing with toes on X's of either rear fault lines facing down range, firearm loaded and holstered. <b>PCC:</b> Standing with toes on X's of either rear fault lines facing down range with a loaded firearm and the muzzle pointing down range.</p>	<p><b>STAGE PROCEDURE:</b> Upon start signal, engage all targets within the shooting area.</p>
<p><b>SCORING:</b> Comstock, 32 rounds, 160 points  <b>TARGETS:</b> 16 USPSA</p>	<p><b>SCORED HITS:</b> Best 2 per paper  <b>START-STOP:</b> Audible - Last shot.</p>
<p><b>RULES:</b>  USPSA current edition</p>	

