

See em Shoot em

RULES: Practical Shooting Handbook, Latest Edition **COURSE DESIGNER:** Joe Moran

START POSITION: Feet on fault lines, handgun is loaded and holstered per 8.1.1, 8.1.2 PCC held with stock touching belt

STAGE PROCEDURE

On signal engage targets as they become visible from within the set of fault lines. T1-T2 three rounds each, T3-T6 2 rounds each.

SCORING

SCORING: Comstock, 18 rounds, 90 points
TARGETS: 6 IPSC, 4 PP,

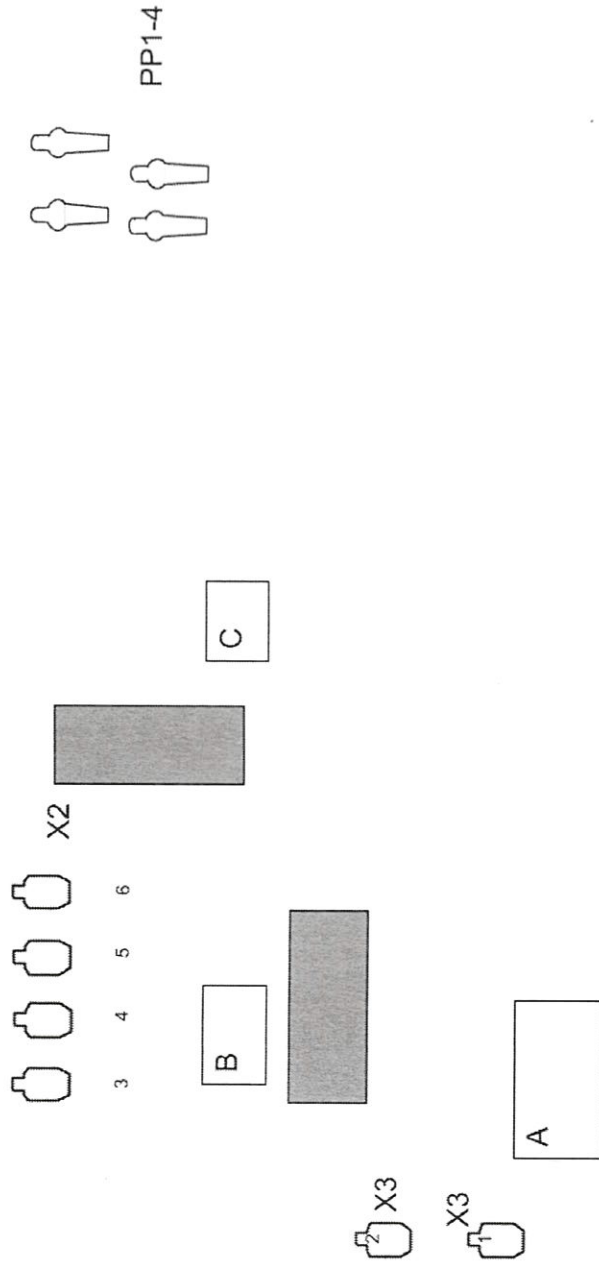
SCORED HITS: Best 3 (T1-2) Best 2 per (T3-6) IPSC, steel down = 1A

START-STOP: Audible - Last shot

PENALTIES: Procedural. -10

No-shoot hit. -10

Miss. -10



Set up notes:

Walls are set so T3-T6 can only be seen from area B

RO Notes:

From the Barrell

RULES: Practical Shooting Handbook, Latest Edition **COURSE DESIGNER:** Ryan Lee

START POSITION: Inside Fault lines, handgun or PCC is UNLOADED and on table. At least one magazine or speedloader on the table.

STAGE PROCEDURE

On signal engage targets as they become visible from within fault lines. First Magazine must come from the table, reloads may come from the belt or table.

SCORING

SCORING: Comstock, 32 rounds , 160 points

TARGETS: 16 IPSC,,

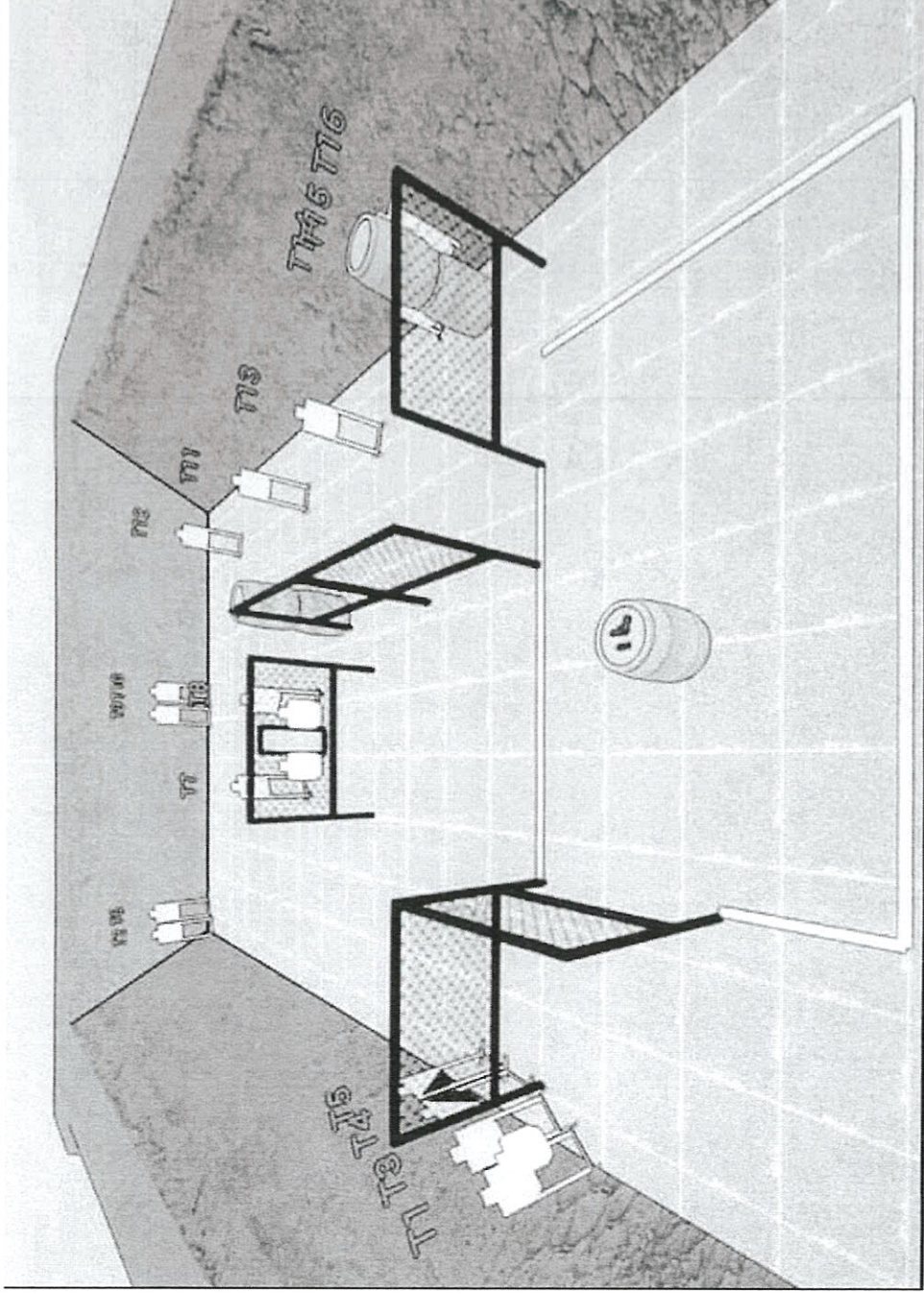
SCORED HITS: Best 2 per IPSC, steel down = 1A

START-STOP: Audible - Last shot

PENALTIES: Procedural. -10

No-shoot hit. -10

Miss. -10



Set up notes:

RO Notes:

Hidden Star

RULES: Practical Shooting Handbook, Latest Edition **COURSE DESIGNER:** Joe Moran

START POSITION: Feet on fault lines, handgun is loaded and holstered per 8.1.1, 8.1.2 PCC held with stock touching belt

STAGE PROCEDURE

On signal engage targets as they become visible from within fault lines.

SCORING

SCORING: Comstock, 23 rounds, 115 points

TARGETS: 8 IPSC, 7 Plates,

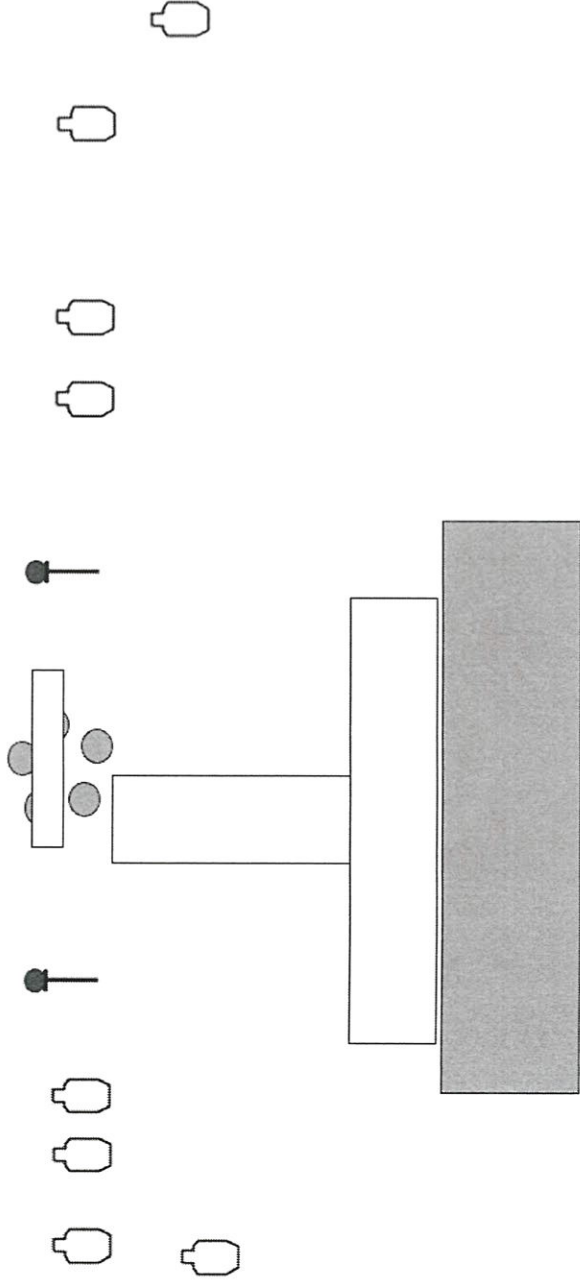
SCORED HITS: Best 2 per IPSC, steel down = 1A

START-STOP: Audible - Last shot

PENALTIES: Procedural. -10

No-shoot hit. -10

Miss. -10



Set up notes:

Only the bottom half of the star is visible.

RO Notes: