

X Marks the spot

RULES: Practical Shooting Handbook, Latest Edition **COURSE DESIGNER:** Joe Moran

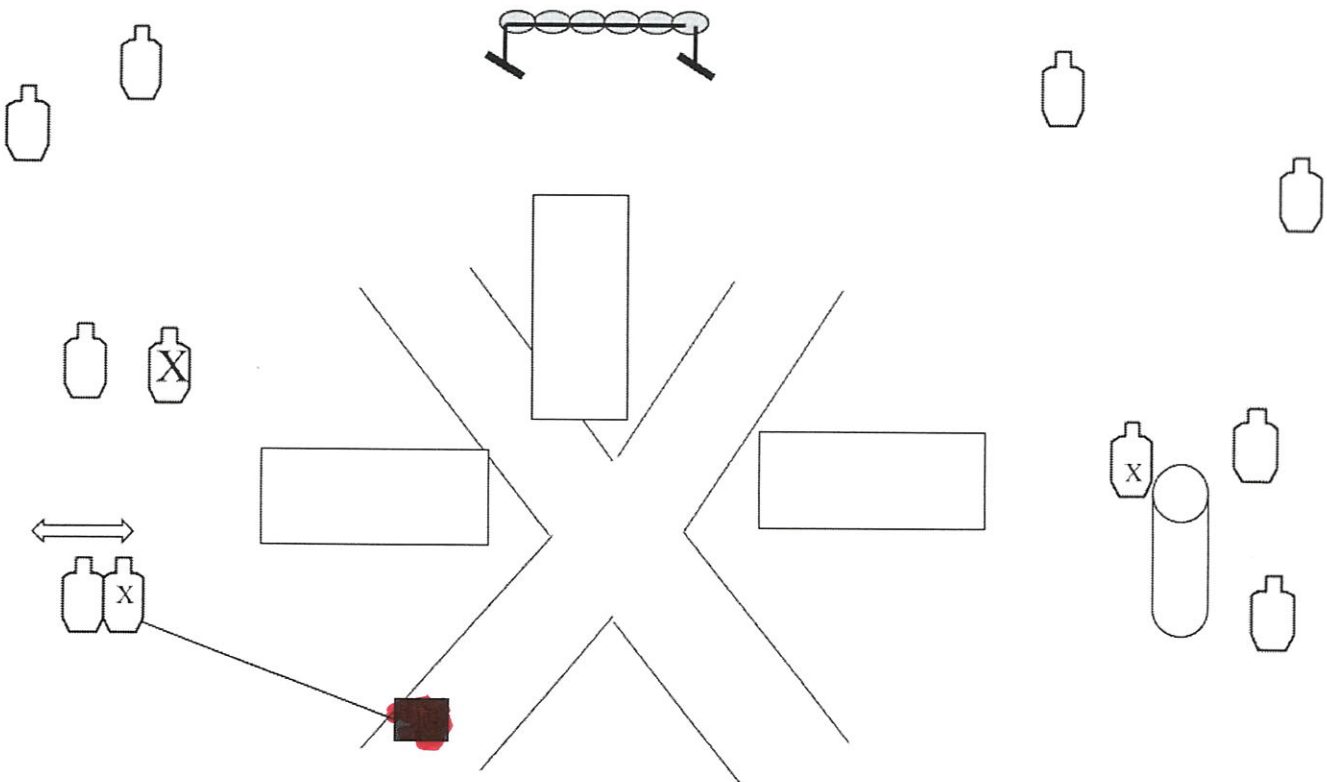
START POSITION: Feet anywhere outside fault lines, handgun is loaded and holstered per 8.1.1, 8.1.2 PCC held with stock touching belt

STAGE PROCEDURE

On signal engage targets as they become visible from within fault lines.

SCORING

SCORING: Comstock, 22 rounds, 110 points
TARGETS: 8 IPSC, 6 Plates,
SCORED HITS: Best 2 per IPSC, steel down = 1A
START-STOP: Audible - Last shot
PENALTIES: Procedural. -10
No-shoot hit. -10
Miss. -10





CM 08-01

4 Bill Drill

RULES: USPSA Handgun Competition Rules, current edition **COURSE DESIGNER:** 2007 1911 Design Team

START POSITION: Standing, facing down range. Wrists above respective shoulders. Handgun is loaded and holstered as per ready condition in rule 8.1.1 and 8.1.2.

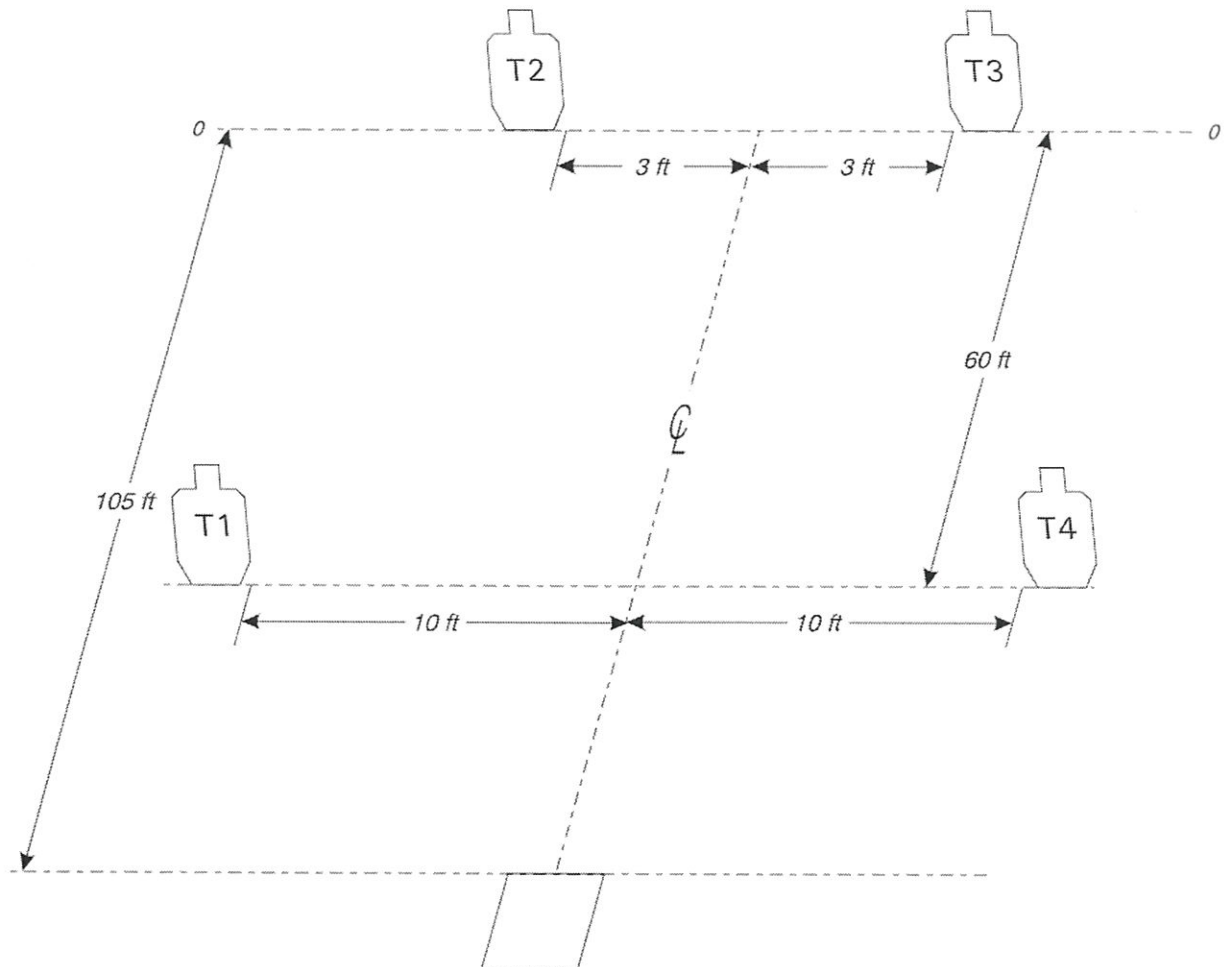
STAGE PROCEDURE

- String 1: On signal, engage one target with only six rounds freestyle, make a mandatory reload and engage another target with only six rounds strong hand unsupported.
- String 2: On signal, engage one target with only six rounds freestyle, perform a mandatory reload and engage another target with only six rounds weak hand unsupported.

SCORING

- SCORING:** Virginia Count, 24 rounds, 120 points
- TARGETS:** 4 Metric
- SCORED HITS:** Best 6/paper
- START - STOP:** Audible - Last shot
- PENALTIES:** Per current edition of USPSA Handgun Competition Rules

All rounds must be fired from within the shooting box.



SETUP NOTES: Set paper targets to 5 feet high at shoulders. Box is 3 feet by 3 feet.



08-01 4 Bill Drill

Written Stage Briefing

4 Bill Drill is a 24 round, 120 point Virginia Count Standards shot in two strings. There are 4 Metric targets. The best 6 hits per target will score. The start signal is audible.

The start position is standing in Box A facing downrange with your wrists above your respective shoulders. Your gun will be loaded and holstered. PCC start position is standing in Box A, facing downrange, stock on belt, muzzle downrange, loaded carbine held in both hands with safety on.

String 1: On the start signal, from box A, engage one target with only 6 rounds freestyle, make a mandatory reload and engage another target with only 6 rounds strong hand only. PCC—strong shoulder only.

String 2: On the start signal, from box A, engage one target with only 6 rounds freestyle, make a mandatory reload and engage another target with only 6 rounds weak hand unsupported. PCC—weak shoulder only.

Target engagement order is the shooter's choice as long as you follow the stage procedure.



Between the Barrels

RULES: Practical Shooting Handbook, Latest Edition **COURSE DESIGNER:** Joe Moran

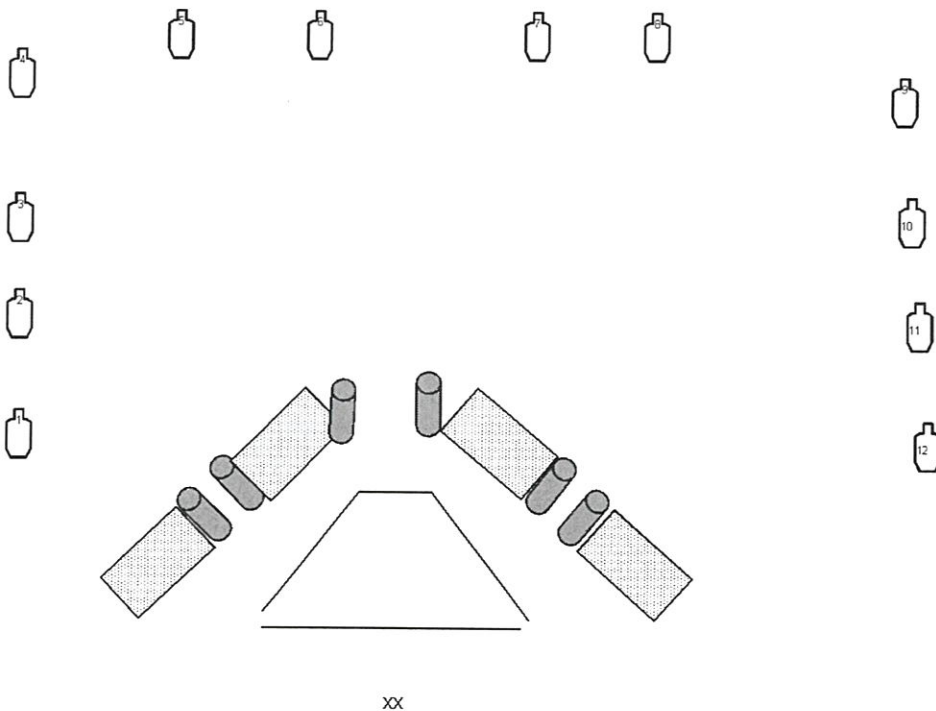
START POSITION: Standing on XX, facing down range, pistol loaded and holstered per 8.1.1, 8.1.2

STAGE PROCEDURE

On signal, engage T1-T12 from within the fault lines.

SCORING

SCORING: Comstock, 24 rounds , 120 points
TARGETS: 12 IPSC,
SCORED HITS: Best 2 per IPSC, steel down = 1A
START-STOP: Audible - Last shot
PENALTIES: Procedural. -10
No-shoot hit. -10
Miss. -10



Set up notes:

RO Notes: