

Rifle Plates & Pistol

RULES: Practical Shooting Handbook, Latest Edition **COURSE DESIGNER:** Joe Moran

START POSITION: Feet on inside fault lines, Rifle is loaded on table. handgun is loaded and holstered

STAGE PROCEDURE

On signal engage targets as they become visible from within fault lines. Mini USPSA and plates will be shot with rifle. USPSA targets shot with pistol.

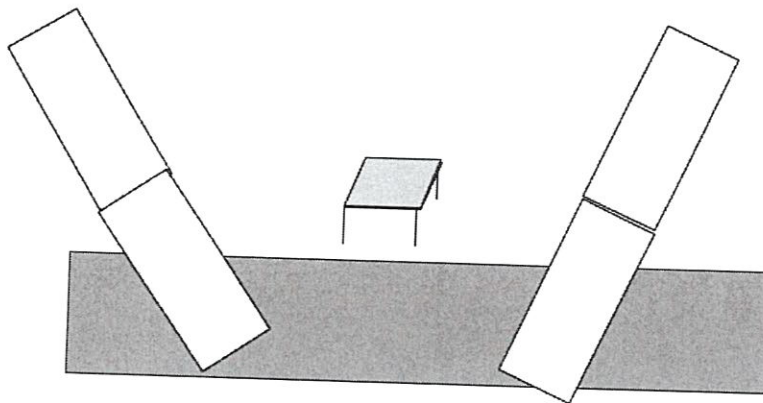
SCORING

SCORING: Comstock, 18 rounds, 90 points
TARGETS: 6 IPSC, 1 PP,
SCORED HITS: Best 2 per IPSC, steel hit called = 1A
START-STOP: Audible - Last shot
PENALTIES: Procedural. -10
No-shoot hit. -10
Miss. -10

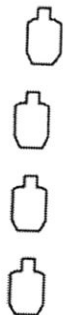


Rifle Plates (50 Yards)

Rifle



Pistol



Set up notes:

Rifle 10
Pistol 8

RO Notes:

Up Close and Personal

RULES: Practical Shooting Handbook, Latest Edition **COURSE DESIGNER:** Joe Moran

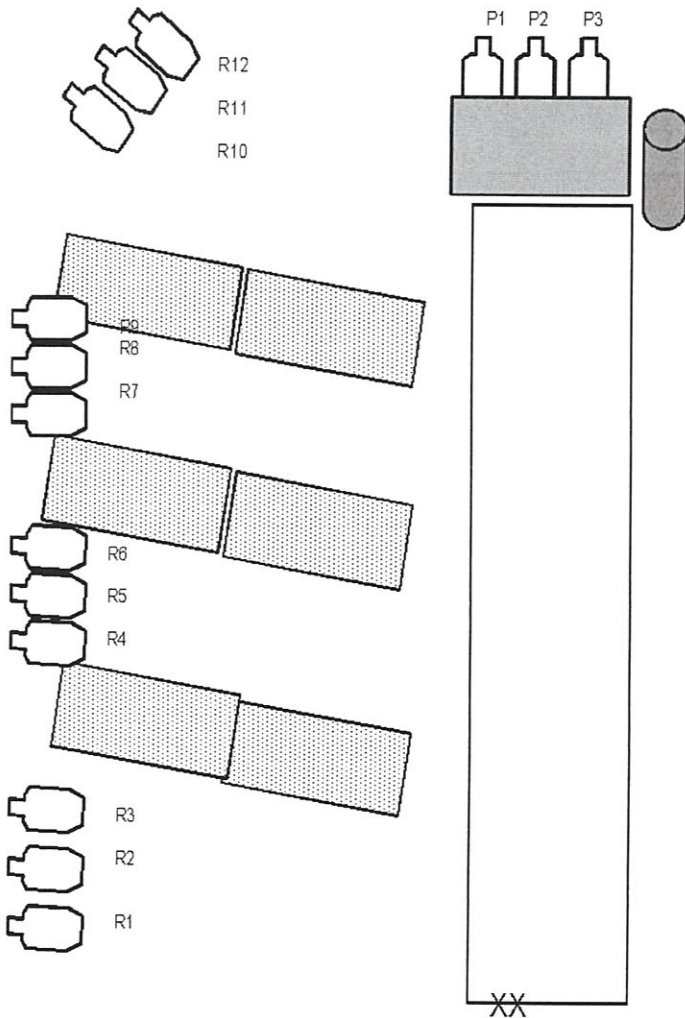
START POSITION: Standing on XX, Rifle loaded and held at low ready, Pistol loaded and holstered.

STAGE PROCEDURE

On signal, engage R1-R12 with rifle only. Place safe rifle in barrel and engage P1-P3 with pistol only.

SCORING

SCORING: Comstock, 30 rounds, 150 points
TARGETS: 15 IPSC,
SCORED HITS: Best 2 per IPSC, steel down = 1A
START-STOP: Audible - Last shot
PENALTIES: Procedural. -10
No-shoot hit. -10
Miss. -10



Set up notes: P1-P3 are hidden behind 4x8 wall.

24 Rifle

6 Pistol

RO Notes:

Stage 2

Fun House

RULES: Practical Shooting Handbook, Latest Edition **COURSE DESIGNER:** Joe Moran

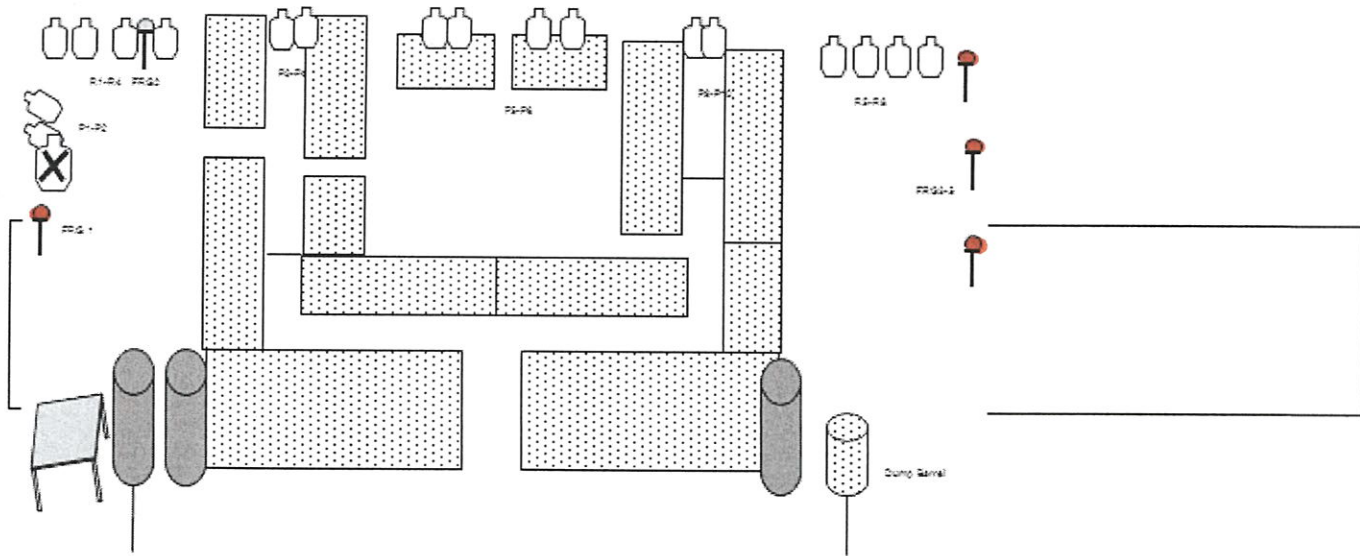
START POSITION: Standing Behind table, handgun is loader and holstered, Shotgun and Rifle loaded with trigger guard on X.

STAGE PROCEDURE

On signal while remaining within the fault lines engage R1-R8 with rifle only, place safe rifle in barrel and engage FRG1-FRG5 with shotgun only, place safe shotgun in barrel. Engage P1-P10 with pistol only. Rifle or shotgun may be shot first.

SCORING

SCORING: Comstock, 41 rounds, 205 points
TARGETS: 18 IPSC, 5 FRG
SCORED HITS: Best 2 per IPSC, steel down = 1A
START-STOP: Audible - Last shot
PENALTIES: Procedural. -10
No-shoot hit. -10
Miss. -10



5 Bird Shot

10 Pistol

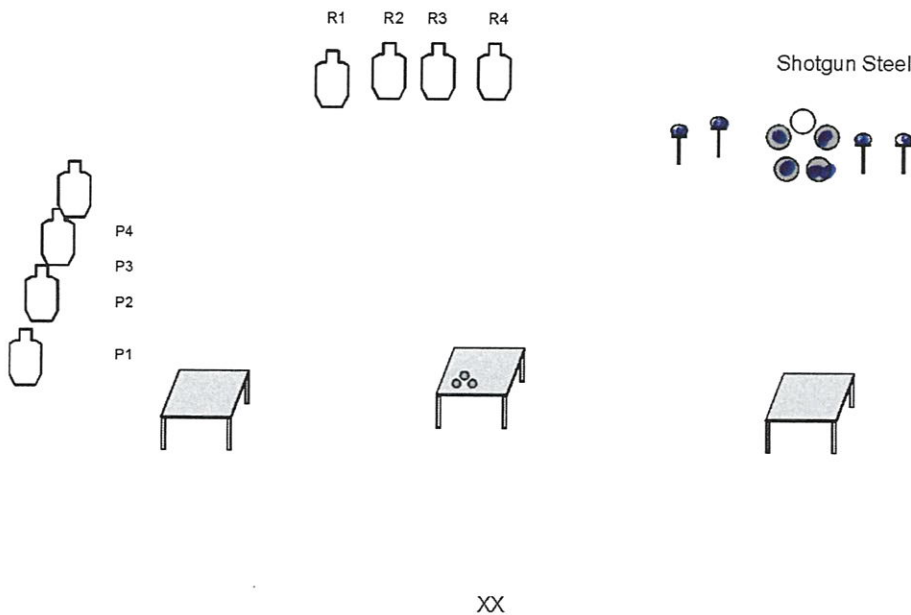
8 Rifle

Pick Moe

RULES: Practical Shooting Handbook, Latest Edition **COURSE DESIGNER:** Geoff Pelton, Joe Moran

START POSITION: Standing on XX, facing up range, Pistol is loaded on Table 1, Rifle is loaded on Table 2, Shotgun is loaded on Table 3. You may Substitute one weapon with a PCC if you wish

STAGE PROCEDURE	SCORING
<p>On signal, lift one cup and proceed to table with corresponding ammo and shoot array, return to center table and uncover second cup and shoot corresponding array. Proceed to last table and shoot array.</p>	<p>SCORING: Comstock, 24 rounds , 120 points TARGETS: 8 IPSC, 8 Plate SCORED HITS: Best 2 per IPSC, steel down = 1A START-STOP: Audible - Last shot PENALTIES: Procedural. -10 No-shoot hit. -10 Miss. -10</p>



Set up notes:

- 8 Pistol
- 8 Rifle
- 8 Shotgun

RO Notes:

- Shuffle cups before each shooter
- Weapons must be left on table in safe condition.