

The Timberlake Way

RULES: Practical Shooting Handbook, Latest Edition **COURSE DESIGNER:** Joe Moran

START POSITION: Feet on XX, handgun is loader and holstered per 8.1.1, 8.1.2 PCC held with stock touching belt

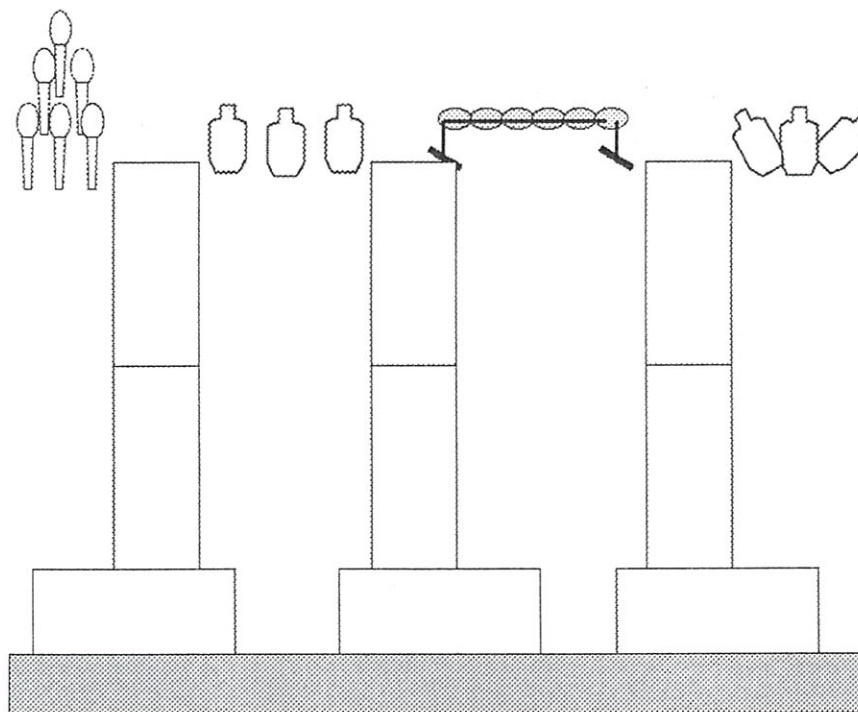
| STAGE PROCEDURE | SCORING |
|--|--|
| On signal engage targets as they become visible from within fault lines. | SCORING: Comstock, 24 rounds , 120 points TARGETS: 6 IPSC, 6 PP ,6 Plates, SCORED HITS: Best 2 per IPSC, steel down = 1A START-STOP: Audible - Last shot PENALTIES: Procedural. -10 No-shoot hit. -10 Miss. -10 |

P1-6

T1-T3

PP7-12

T4-T6



XX

Bill Drill, Prez, and Pins

RULES: Practical Shooting Handbook, Latest Edition **COURSE DESIGNER:** Joe Moran A51132

START POSITION: String 1, Standing in any box facing target, handgun is loaded and holstered per 8.1.1, 8.1.2

| STAGE PROCEDURE | SCORING |
|---|--|
| On signal, String 1: Engage T1 with 6 rounds from box A. String 2: Engage T2-T4 with 2 rounds from box B. String 3: Engage PP1-PP6 from box C. | SCORING: Comstock, 18 rounds ,90 points TARGETS: 4 IPSC, 6 PP SCORED HITS: T1 Best 6 per IPSC, T2-T4 Best 2 per IPSC steel down = 1A START-STOP: Audible - Last shot PENALTIES: Procedural. -10 No-shoot hit. -10 Miss. -10 |

T1

T2 T3 T4

PP1-PP6



Set up notes:

RO Notes:

Stage 5

4X6

RULES: Practical Shooting Handbook, Latest Edition **COURSE DESIGNER:** Joe Moran

START POSITION: Standing in any box. Handgun is loaded and holstered.

STAGE PROCEDURE

On Signal, engage P1-P6 with 1 round each, move to next box and reengage P1-P6 with 1 round each. Repeat from remaining boxes. No Stacking.

SCORING

SCORING: Virginia count, 24 rounds, 120 points
TARGETS: 6 IPSC, USP, PP
SCORED HITS: Best 4 per IPSC
START-STOP: Audible - Last shot
PENALTIES: Procedural. -10
No-shoot hit. -10
Extra shot. -10
Extra hit. -10
Miss. -10



P1



P2



P3





P4



P5



P6



Close Through Over

RULES: Practical Shooting Handbook, Latest Edition **COURSE DESIGNER:** Joe Moran

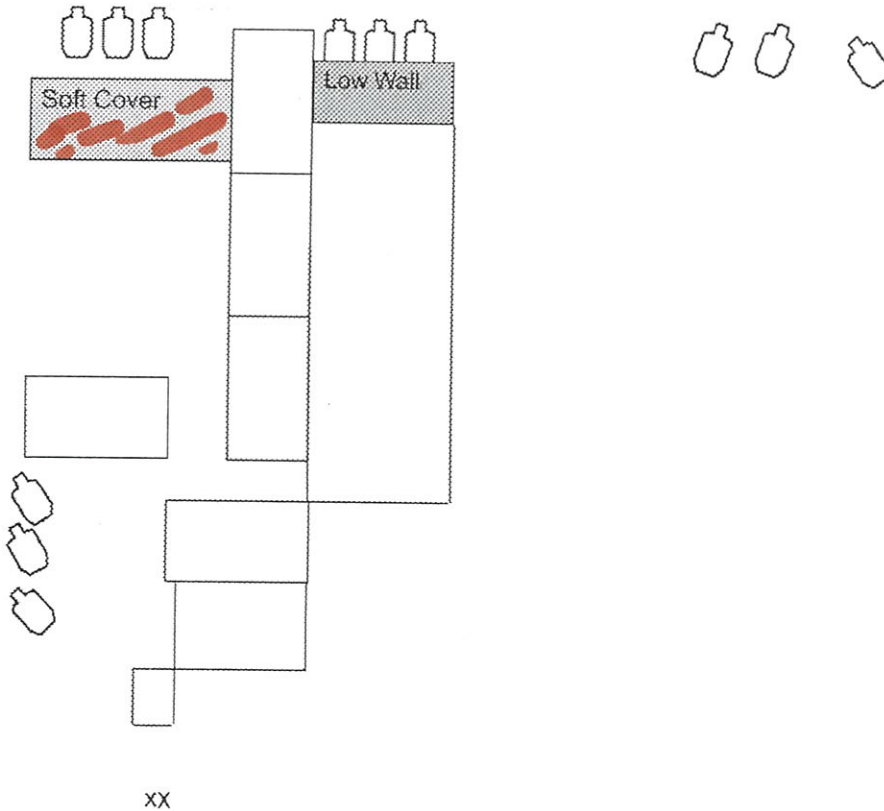
START POSITION: Feet on XX, handgun is loader and holstered per 8.1.1, 8.1.2 PCC held with stock touching belt

STAGE PROCEDURE

On signal engage targets as they become visible from within fault lines.

SCORING

SCORING: Comstock, 24 rounds , 120 points
TARGETS: 12 IPSC, ,
SCORED HITS: Best 2 per IPSC, steel down = 1A
START-STOP: Audible - Last shot
PENALTIES: Procedural. -10
No-shoot hit. -10
Miss. -10





RULES: USPSA Handgun Competition Rules, current edition COURSE DESIGNER: 2007 1911 Design Team

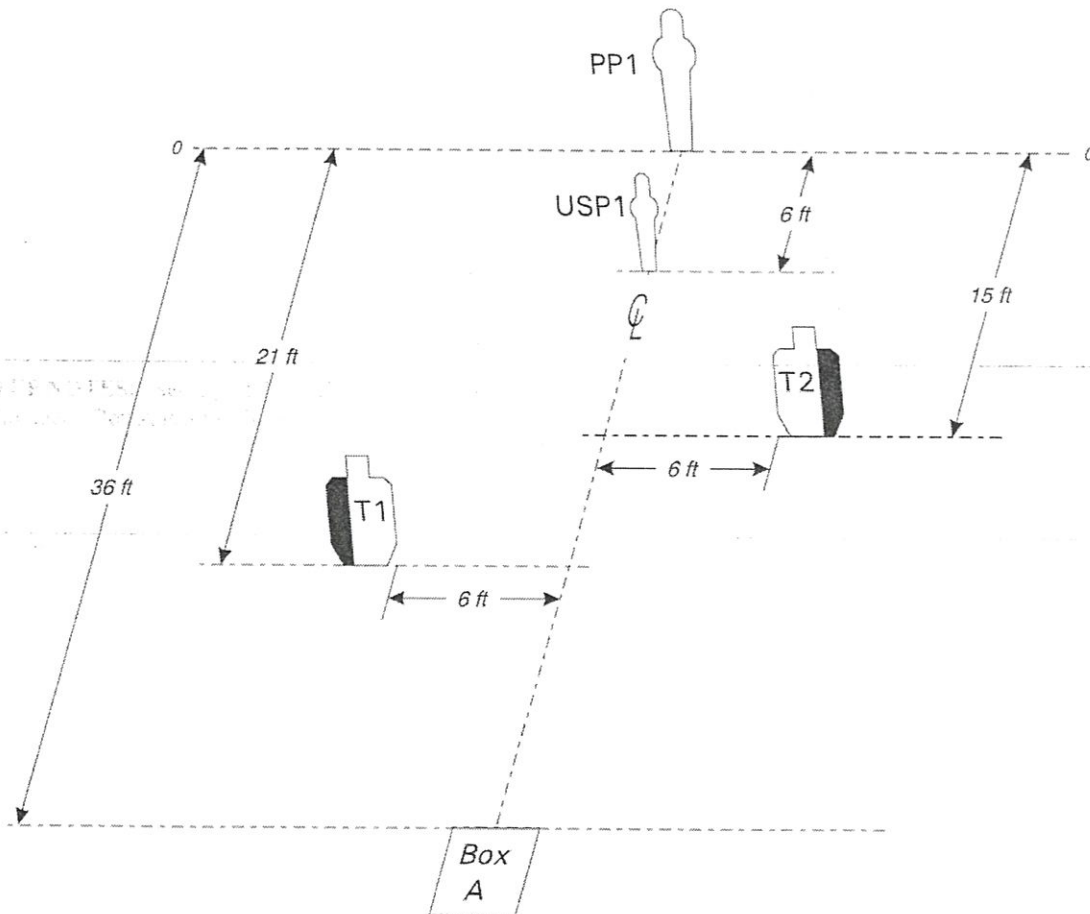
START POSITION: Standing facing uprange, shoulders square to back of box, toes against back of shooting box. Wrists above respective shoulders. Handgun is loaded and holstered as per ready condition in rule 8.1.1 and 8.1.2.

STAGE PROCEDURE

On signal, turn then draw and engage T1-T2 and PP1-USP1 from within the fault lines.

SCORING

SCORING: Comstock, 6 rounds, 30 points
TARGETS: 2 Metric, 1 Pepper popper, 1 Mini-popper
SCORED HITS: Best 2/paper, KD = 1A
START - STOP: Audible - Last shot
PENALTIES: Per current edition of USPSA Handgun Competition Rules



SETUP NOTES: Set targets T1 and T2 to 5 feet high at shoulders. Box A is 3 feet by 3 feet.

