

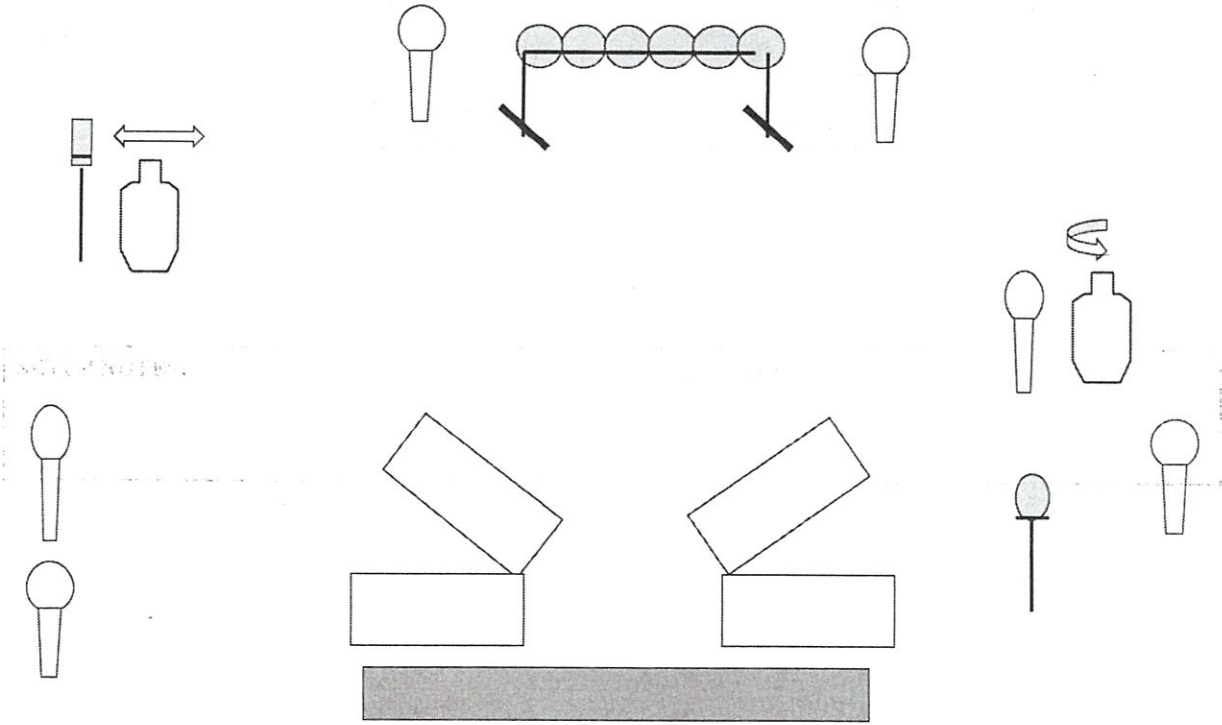
Cow Bell

RULES: Practical Shooting Handbook, Latest Edition **COURSE DESIGNER:** Joe Moran

START POSITION: Feet touching XX hand gun is loaded and holstered per 8.1.1, 8.1.2, PCC held with stock touching belt.

STAGE PROCEDURE
On signal, engage targets from within the fault lines.

SCORING
SCORING: Comstock, 18 rounds, 90 points
TARGETS: 2 IPSC, 14 Steel
SCORED HITS: Best 2 per IPSC, Steel Down
START-STOP: Audible - Last shot
PENALTIES: Procedural. -10
No-shoot hit. -10



XX

SETUP NOTES:	RO NOTES:
---------------------	------------------

2

Two Areas

RULES: Practical Shooting Handbook, Latest Edition **COURSE DESIGNER:** Tim Herron

START POSITION: Feet inside fault lines, handgun is loader and holstered per 8.1.1, 8.1.2 PCC held with stock touching belt

STAGE PROCEDURE

On signal engage targets as they become visible from within fault lines.

SCORING

SCORING: Comstock, 24 rounds, 120 points

TARGETS: 12 IPSC,


SCORED HITS: Best 2 per IPSC, steel down = 1A

START-STOP: Audible - Last shot

PENALTIES: Procedural. -10

No-shoot hit. -10

Miss. -10




3

SaraSpa
Stage 3 - Sorry!

Start Position: Standing anywhere outside the shooting area, handgun loaded and holstered, wrists below belt.

PCC: Stock on belt, muzzle pointed towards center of rear backstop.

STAGE PROCEDURE: On the start signal, engage targets from within shooting area.	STRINGS: 1
	SCORING: Comstock - 24 Rounds
	TARGETS: 7 USPSA, 2 no-shoot, 3 steel
	SCORED HITS: Best 3 on paper, steel must fall
	START-STOP: Audible - Last shot
	RULES: Current USPSA Rulebook
	STAGE NOTE:



4

Quick and Close

RULES: Practical Shooting Handbook, Latest Edition **COURSE DESIGNER:** Jody Repass

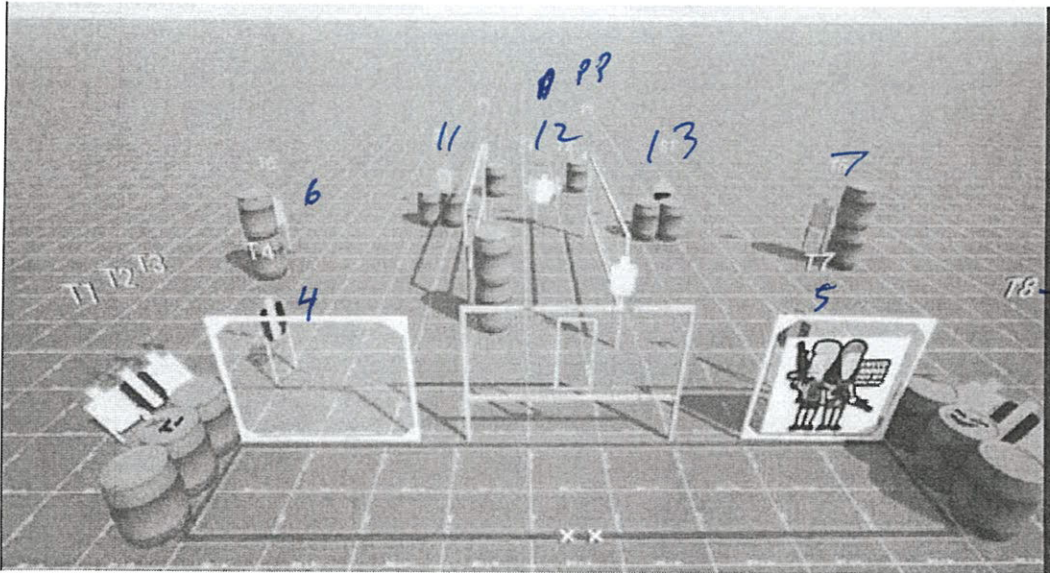
START POSITION: Feet on fault XX, handgun / PCC is UNLOADED on either set of barrels. All magazine, loading devices must come from barrels

STAGE PROCEDURE

On signal engage targets as they become visible from within fault lines.

SCORING

SCORING: Comstock, 26 rounds, 65 points
TARGETS: 13 IPSC, 1 PP
SCORED HITS: Best 2 per IPSC, steel down = 1A
START-STOP: Audible - Last shot
PENALTIES: Procedural. -10
 No-shoot hit. -10
 Miss. -10



Set up notes:

RO Notes:

--	--



CM 06-05

Fluffy's Revenge 2

RULES: USPSA Handgun Competition Rules, current edition COURSE DESIGNER: Beth Wingfield

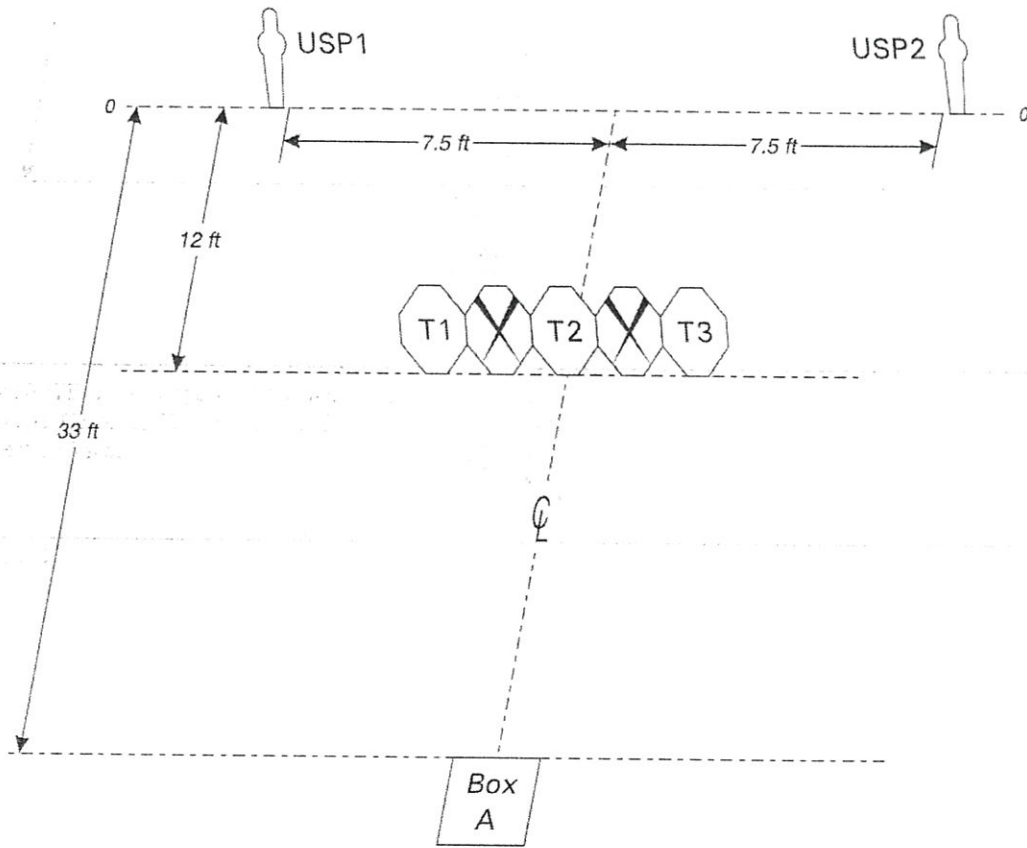
START POSITION: Standing in Box A, wrists above shoulders, facing uprange. Handgun is loaded and holstered as per ready condition in rule 8.1.1 and 8.1.2.

STAGE PROCEDURE

On signal, turn, then draw and engage targets from Box A only.

SCORING

SCORING: Comstock, 8 rounds, 40 points
TARGETS: 3 Classic, 2 Mini-poppers
SCORED HITS: Best 2/paper, KD = 1A
START - STOP: Audible - Last shot
PENALTIES: Per current edition of USPSA Handgun Competition Rules



SETUP NOTES: Set targets to 5 feet high at top and edge to edge. Center of T2 is center line of course. Box A is 3 feet by 3 feet.

