

# Good Guy Gone Crazy

**RULES:** Practical Shooting Handbook, Latest Edition **COURSE DESIGNER:** Joe Moran

**START POSITION:** Feet on XXs, handgun is loader and holstered per 8.1.1, 8.1.2 PCC held with stock touching belt

## STAGE PROCEDURE

On signal engage targets as they become visible from within fault lines.

## SCORING

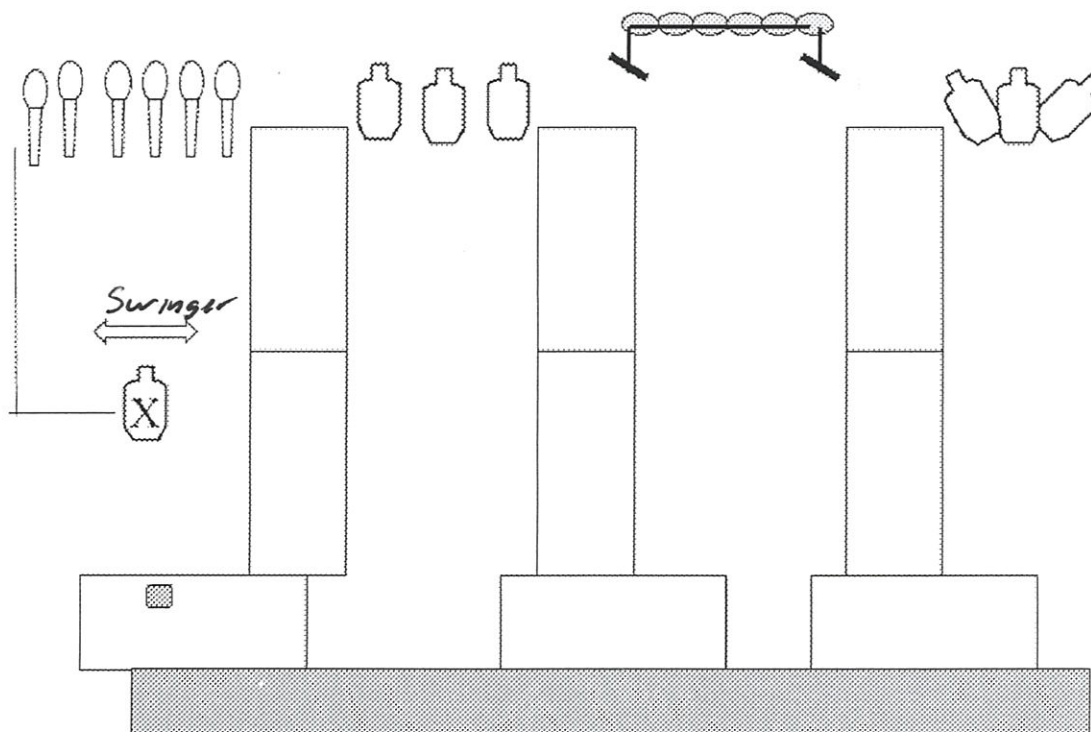
**SCORING:** Comstock, 24 rounds , 120 points  
**TARGETS:** 6 IPSC, 6 PP, 6 Plates,  
**SCORED HITS:** Best 2 per IPSC, steel down = 1A  
**START-STOP:** Audible - Last shot  
**PENALTIES:** Procedural. -10  
 No-shoot hit. -10  
 Miss. -10

PP1-6

T1-T3

Plate 1-6

T3-T6



XX

# Other Side

**RULES:** Practical Shooting Handbook, Latest Edition **COURSE DESIGNER:** Kyle Stephens

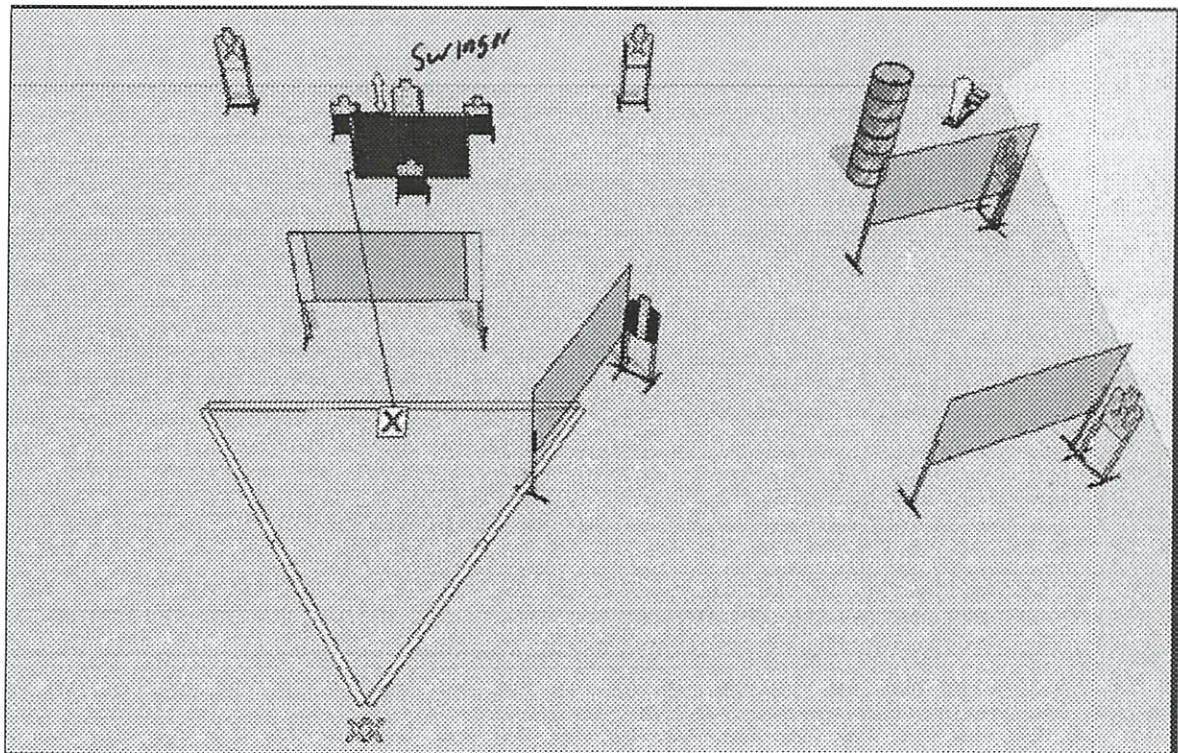
**START POSITION:** Feet on XX, handgun is loader and holstered per 8.1.1, 8.1.2 PCC held with stock touching belt

## STAGE PROCEDURE

On signal engage targets as they become visible from within fault lines.

## SCORING

**SCORING:** Comstock, 19 rounds , 95 po ints  
**TARGETS:** 9 IPSC, 1 PP,  
**SCORED HITS:** Best 2 per IPSC, steel down = 1A  
**START-STOP:** Audible - Last shot  
**PENALTIES:** Procedural. -10  
 No-shoot hit. -10  
 Miss. -10



Set up notes:

RO Notes:

3

**RULES:** Practical Shooting Handbook, Latest Edition

**COURSE DESIGNER:** R Hebert

**START POSITION:** Heels on XX's

### STAGE PROCEDURE

On Signal engage targets as they become available from area "A"

## SCORING

**SCORING:** Comstock, 25 rounds, 125 points

TARGETS: 12 IPSC, 1 PP, USP

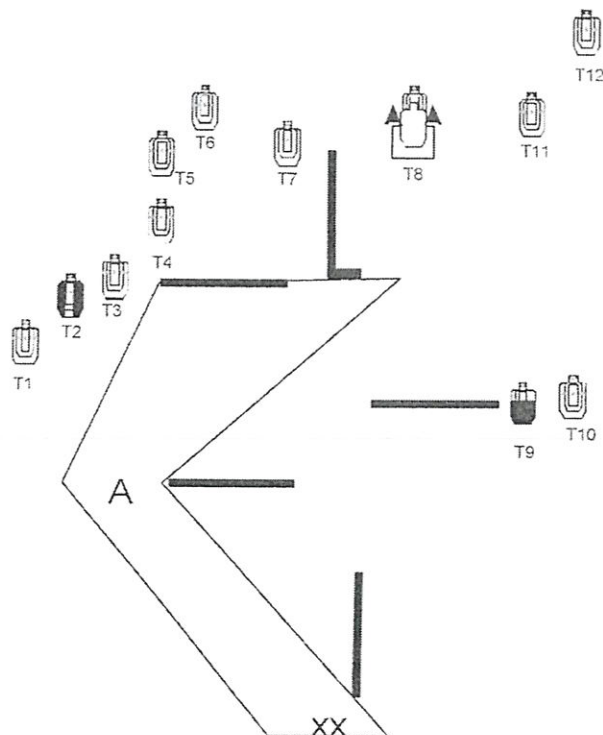
**SCORED HITS:** Best 2 per IPSC, steel down = 1A

START-STOP: Audible - Last shot

**PENALTIES:** Procedural, -10

No-shoot hit. -10

Miss. -10



SETUP NOTES:

RO NOTES:



# West 3

# Stupid, Dumb, Or Ignorant?

**RULES:** Practical Shooting Handbook, Latest Edition **COURSE DESIGNER:** Max Klatt

**START POSITION:** Standing behind rearmost barrel, Hands touching rearmost barrel. Gun is loaded and holstered. PPC - Muzzle touching rearmost barrel.

## STAGE PROCEDURE

Engage targets from within fault lines

## SCORING

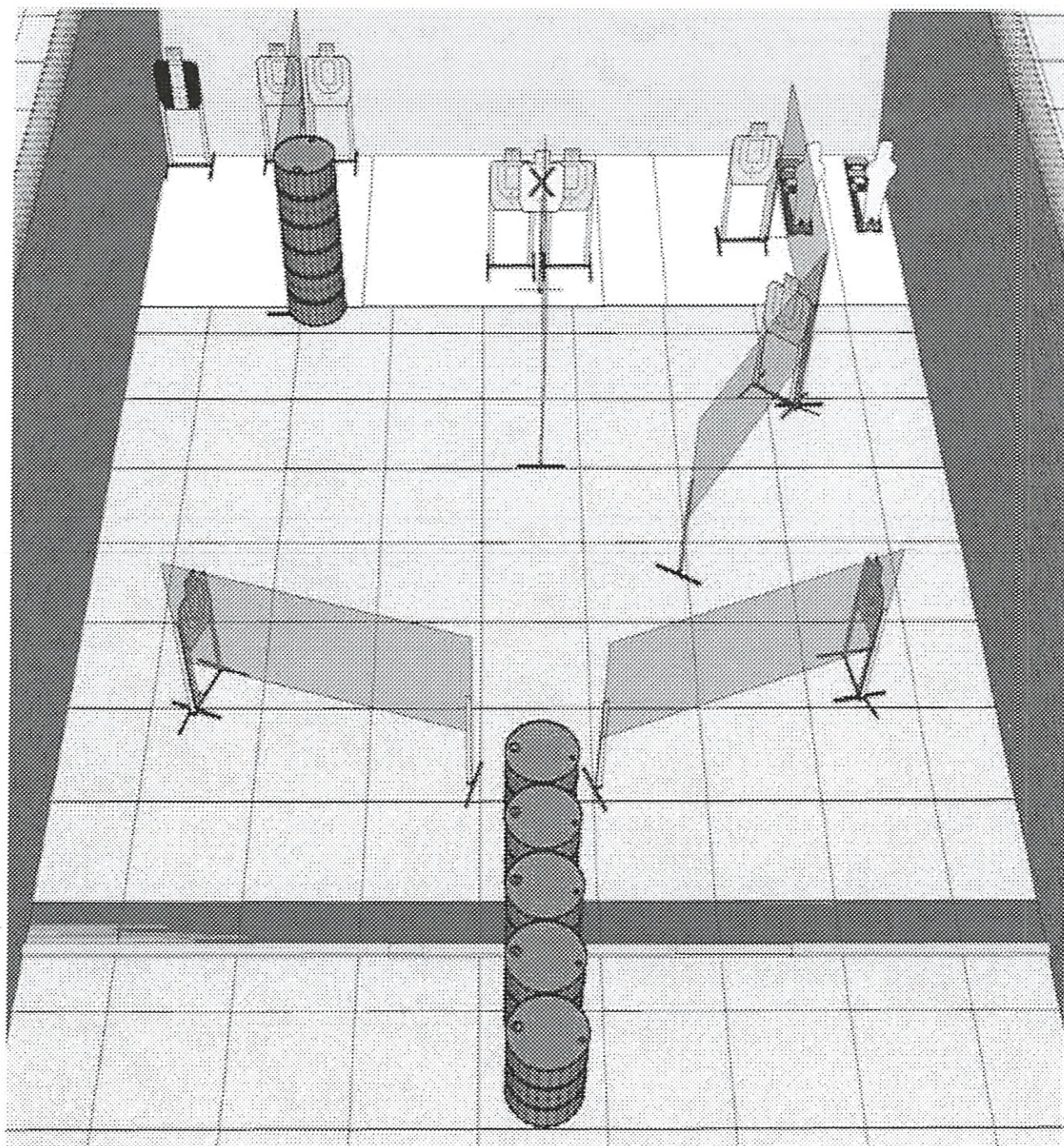
**SCORING:** Comstock, 20 rounds, 100 points

**TARGETS:** 9 Metric & 2 Poppers

**SCORED HITS:** 2 Best per Metric, Steel down = 1A


**START-STOP:** Audible - Last shot

**PENALTIES:** Per current rulebook





CM 19-03 Hiller Love  
Course Designer: Jake from State Farm  
Rules: per USPSA Rules

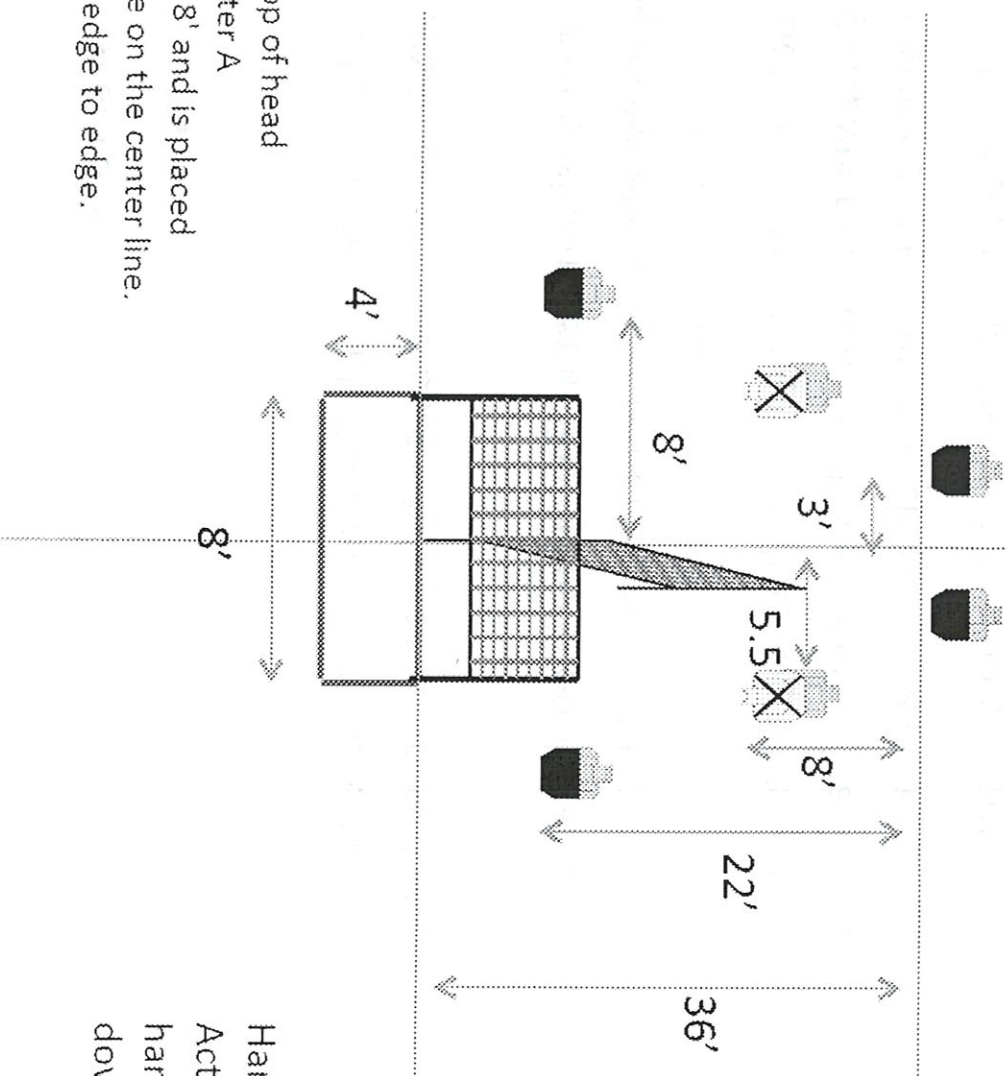


START POSITION: Standing in the shooting area, wrist below belt, heels touching rear faultline

GUN READY CONDITION: Loaded and holstered

STAGE PROCEDURE: On signal engage targets as available.

SCORING: Comstock 12 Rounds,  
TARGETS: 6 USPSA  
SCORED HITS: Best 2 Steel 1 A  
START-STOP: Audible - last shot  
PENALTIES: Per USPSA Rules



Targets are 5' to top of head  
NS to bottom of letter A  
Down range wall is 8' and is placed  
straight down range on the center line.  
Targets are spaced edge to edge.

Hardcover targets are the  
Action Target "half"  
hardcover, which is 5"  
down from shoulder perf