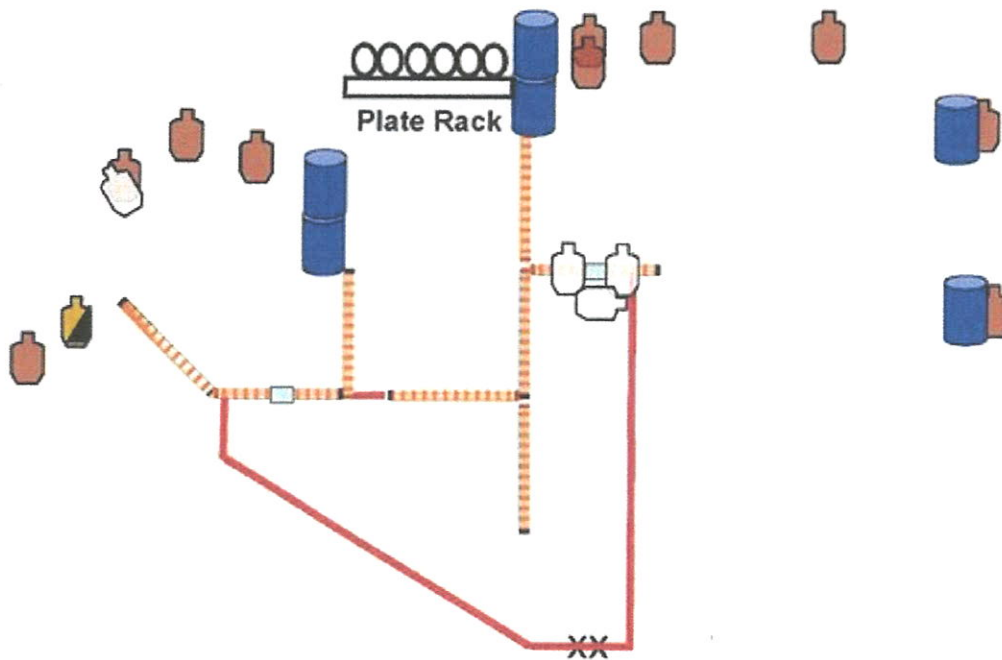


STAGE 3 - Deadwood Boys Bay 3**"Partagas"**

11 USPSA Metric, 6 Steel Knockovers



Start: Standing outside of the shooting area with toes touching X's. Pistol loaded and holstered per USPSA Rule 8.1, hands relaxed at sides, facing squarely downrange.

PCC: Carbine loaded, stock on belt, muzzle squarely **downrange**, both hands on rifle.

On Signal: Engage all targets as they become visible from within the shooting area.



CM 09-04

Pucker Factor

RULES: USPSA Handgun Competition Rules, current edition **COURSE DESIGNER:** Russell Cluver

START POSITION: Standing in shooting area facing downrange, hands naturally at sides. Handgun is loaded and holstered as per ready condition in rule 8.1.1 and 8.1.2.

STAGE PROCEDURE

On signal, engage targets with only two rounds each from the shooting area.

SCORING

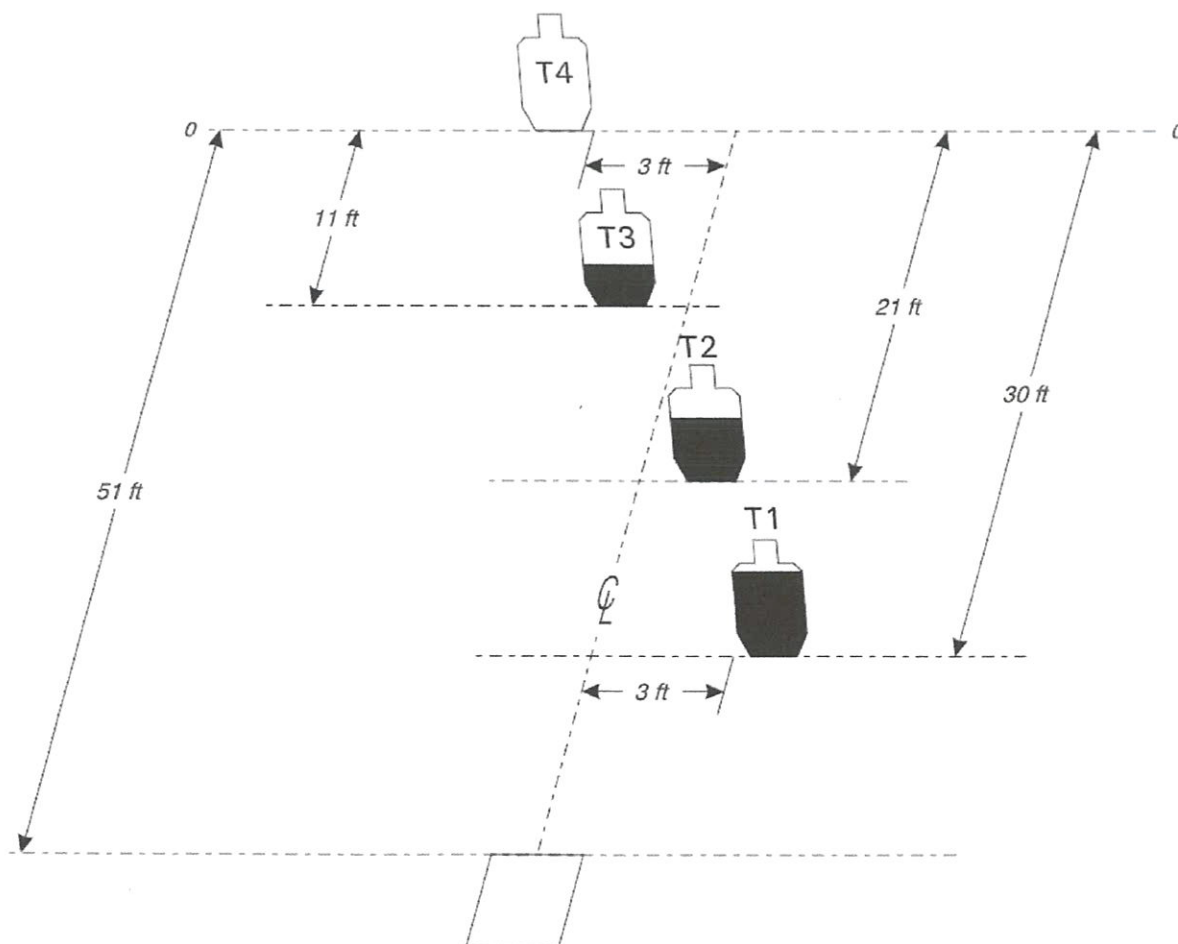
SCORING: Virginia Count, 8 rounds, 40 points

TARGETS: 4 Metric

SCORED HITS: Best 2/paper

START - STOP: Audible - Last shot

PENALTIES: Per current edition of USPSA Handgun Competition Rules



SETUP NOTES: Set paper targets to 5 feet high at shoulders. Inside edges of T2 and T3 are six inches from the center line. Hard cover on T1 covers to top of A-zone. Hard cover on T2 covers to center of A-zone. Hard cover on T3 covers to bottom of A-zone.



09-04

Pucker Factor

Written Stage Briefing

Pucker Factor is an 8 round, 40 point Virginia Count Short classifier course. There are 4 Metric targets. The best 2 hits per target will score. The start signal is audible.

Your start position is standing within the fault lines, facing downrange, your hands relaxed at your sides. Your gun will be loaded and holstered.
PCC start position is standing within the fault lines, facing downrange, stock on belt, muzzle downrange, loaded carbine held in both hands with safety on.

On the start signal, draw and engage each target with only 2 rounds each, freestyle, while remaining within the fault lines.



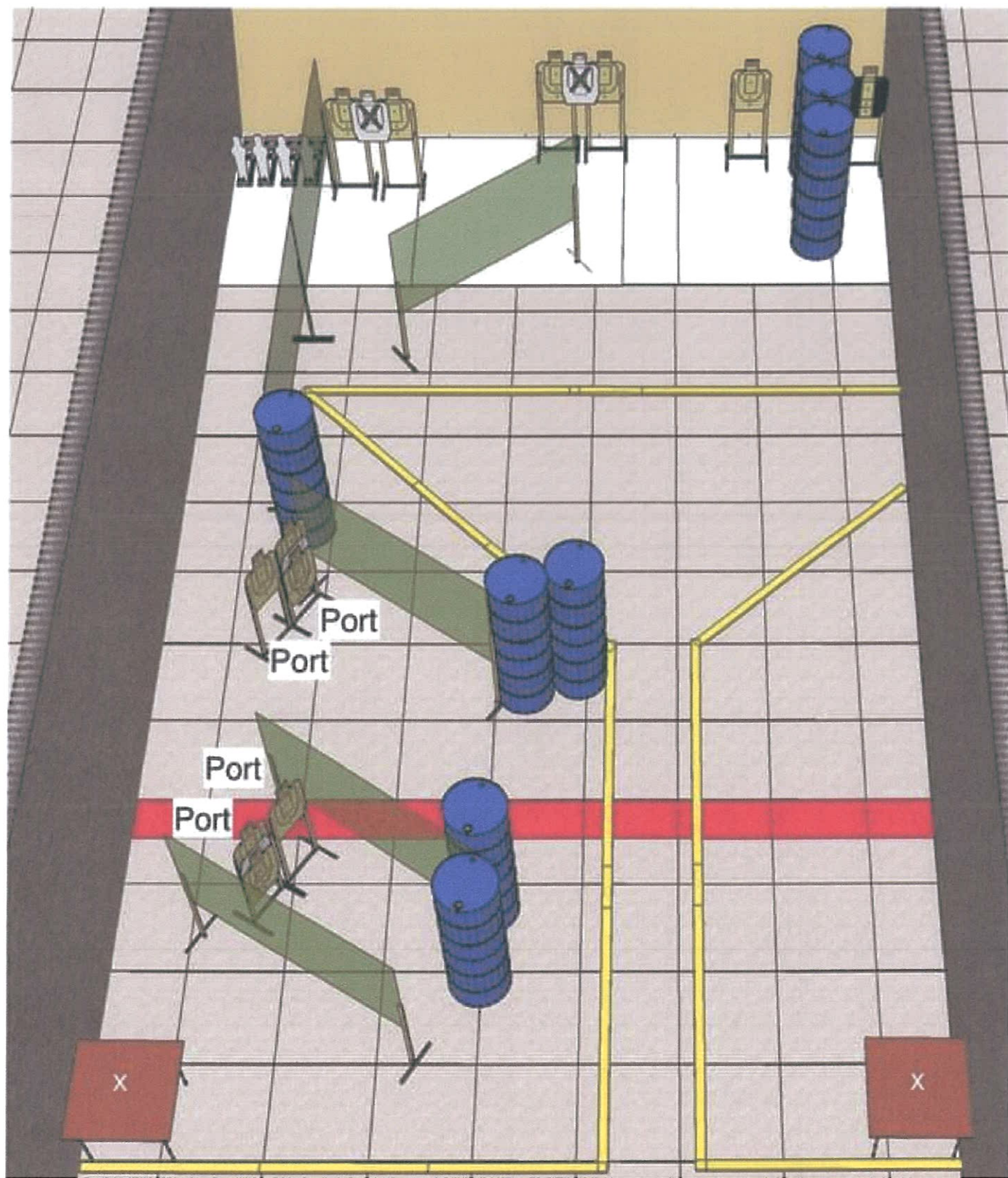
START POSITION: Loaded Gun on Either Table. Standing Anywhere behind table. Wrists below belt.

STAGE PROCEDURE

Engage targets from within fault lines

SCORING

SCORING: Comstock, 28 rounds, 140 points
TARGETS: 12 Metric & 4 Poppers
SCORED HITS: 2 Best per Metric, Steel down = 1A
START-STOP: Audible - Last shot
PENALTIES: Per current rulebook






Black Widow by Mike Nakpairat

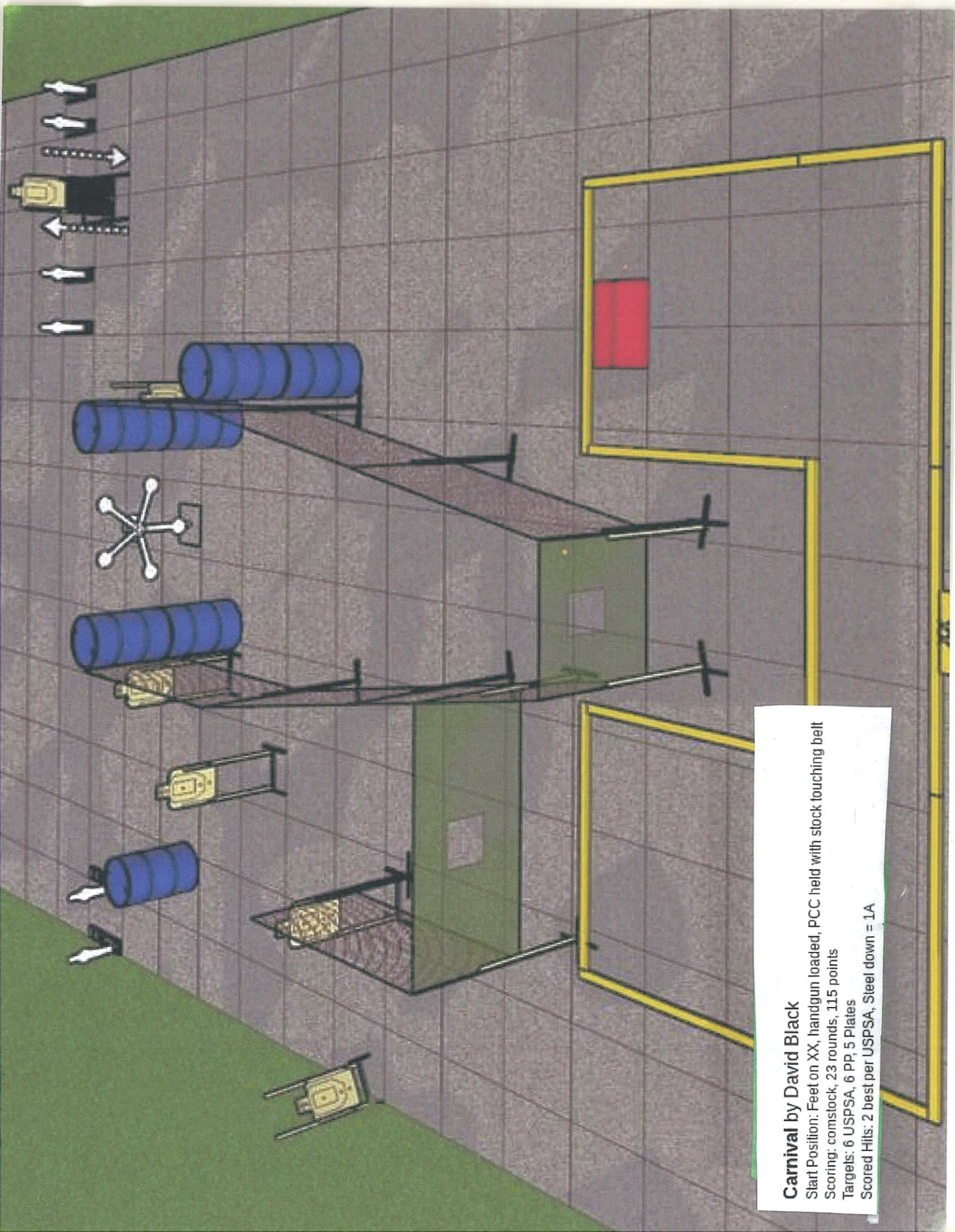
Start Position: Feet anywhere inside fault lines
handgun loaded, PCC held with stock touching belt

Scoring: comstock, 24 rounds, 120 points

Targets: 12 USPSA

Scored Hits: 2 best per USPSA





Carnival by David Black

Start Position: Feet on XX, handgun loaded, PCC held with stock touching belt

Scoring: comstock, 23 rounds, 115 points

Targets: 6 USPSA, 6 PP, 5 Plates

Scored Hits: 2 best per USPSA, Steel down = 1A