

# S for Steel

**RULES:** Practical Shooting Handbook, Latest Edition **COURSE DESIGNER:** Joe Moran

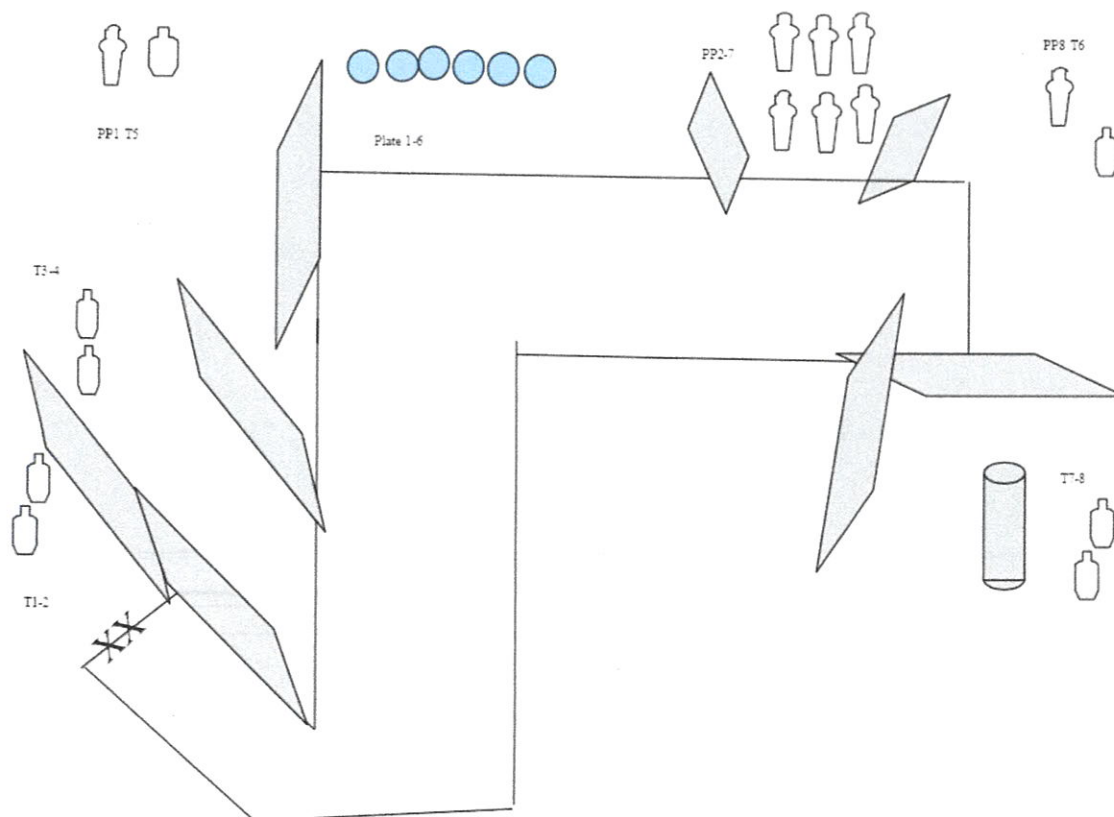
**START POSITION:** Feet on XX, hands relaxed, handgun loaded and holstered 8.1.1, 8.1.2 PCC Held with stock touching belt.

## STAGE PROCEDURE

On signal, engage targets as they become visible from within fault lines.

## SCORING

**SCORING:** Comstock, 30 rounds, 150 points  
**TARGETS:** 8 IPIC, 6 plates, 8 pp  
**SCORED HITS:** 2 per paper steel down = 1A  
**START-STOP:** Audible - Last shot  
**PENALTIES:** Procedural. -10  
 No-shoot hit. -10  
 Miss. -10



## SETUP NOTES:

18 Pistol

## RO NOTES:

# Around and through

**RULES:** Practical Shooting Handbook, Latest Edition **COURSE DESIGNER:** Joe Moran

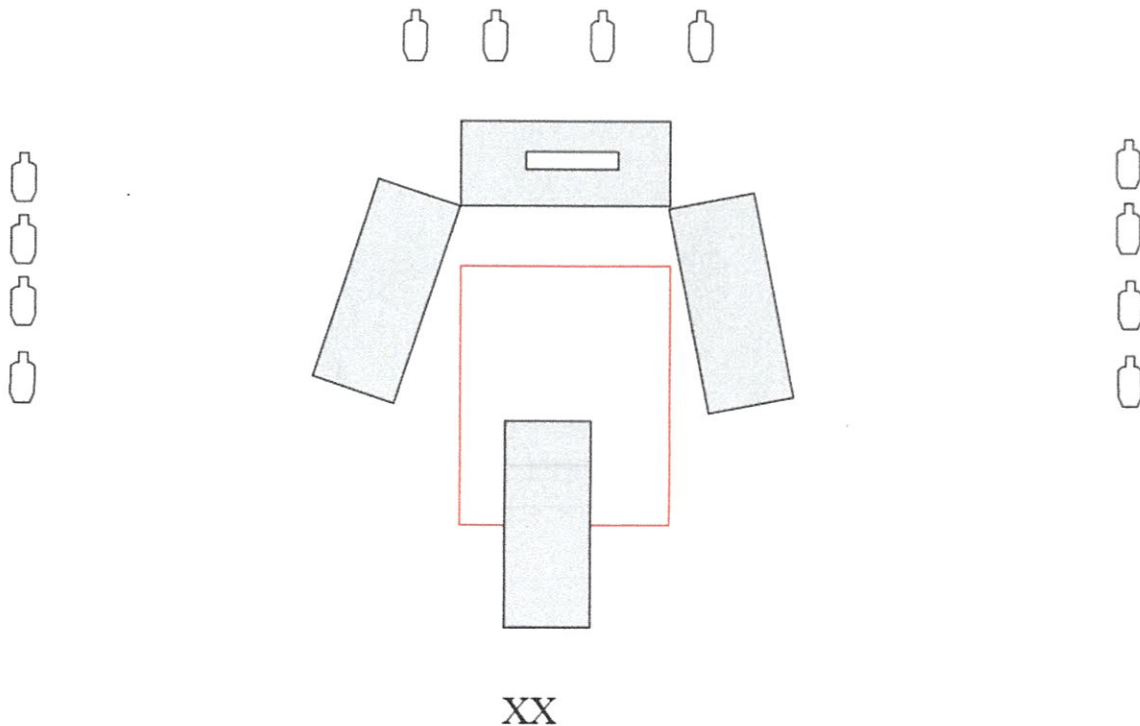
**START POSITION:** Feet on XX, hands relaxed, handgun loaded and holstered 8.1.1, 8.1.2 PCC held with stock touching belt

## STAGE PROCEDURE

On signal, engage targets as they become visible from within the fault lines.

## SCORING

**SCORING:** Comstock, 24 rounds, 120 points  
**TARGETS:** 12 IPIC,  
**SCORED HITS:** 2 per paper steel down = 1A  
**START-STOP:** Audible - Last shot  
**PENALTIES:** Procedural. -10  
 No-shoot hit. -10  
 Miss. -10



## SETUP NOTES:

18 Pistol

## RO NOTES:

# Everything Moves

**RULES:** Practical Shooting Handbook, Latest Edition **COURSE DESIGNER:** Joe Moran

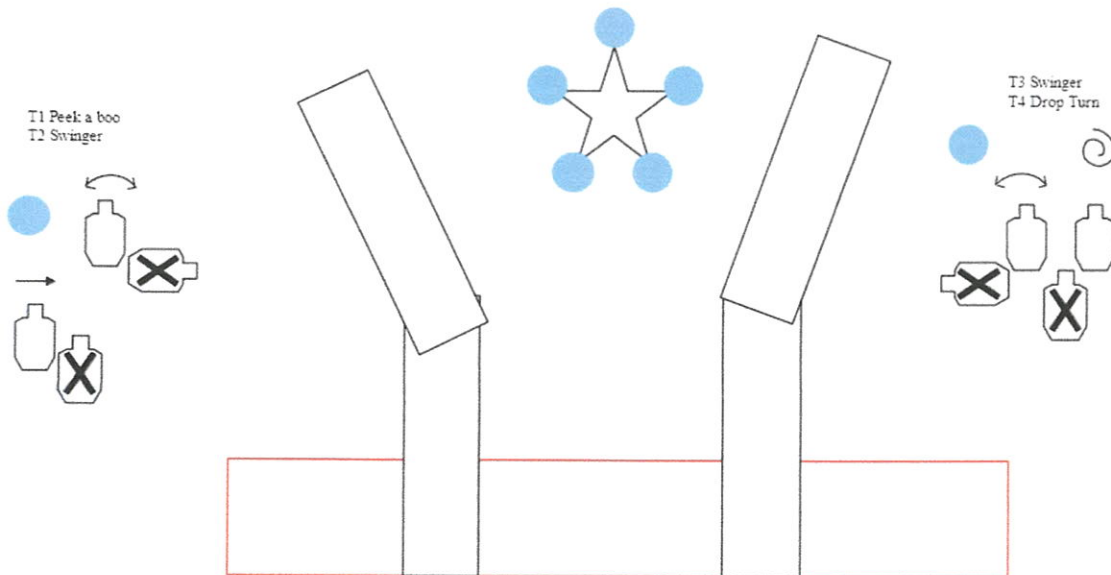
**START POSITION:** Anywhere inside shooting area, hands relaxed, handgun loaded and holstered 8.1.1, 8.1.2, PCC held with stock on shoulder

## STAGE PROCEDURE

On signal, engage targets as they become visible with in fault lines.

## SCORING

**SCORING:** Comstock, 15 rounds, 75 points  
**TARGETS:** 4 IPIC, 7 plates  
**SCORED HITS:** 2 per paper steel down = 1A  
**START-STOP:** Audible - Last shot  
**PENALTIES:** Procedural. -10  
 No-shoot hit. -10  
 Miss. -10



**SETUP NOTES:**

**RO NOTES:** T1 and T4 are disappearing targets

**RULES:** Practical Shooting Handbook, Latest Edition **COURSE DESIGNER:** Joe Moran

**START POSITION:** , Shooter may start in any box, hands relaxed, handgun loaded and holstered 8.1.1, 8.1.2. PCC held with stock touching belt

## STAGE PROCEDURE

On signal, engage T1-T6 with one round from box A.  
Repeat from boxes B, C, & D. Boxes may be shot in any order.

## SCORING

**SCORING:** Comstock, 24 rounds, 120 points  
**TARGETS:** 6 IPIC,  
**SCORED HITS:** 4 per paper steel down = 1A  
**START-STOP:** Audible - Last shot  
**PENALTIES:** Procedural. -10  
No-shoot hit. -10  
Miss. -10



C

D

A

B

**SETUP NOTES:**

**RO NOTES:**



## CM 03-02

## Six Chickens

**RULES:** USPSA Handgun Competition Rules, current edition **COURSE DESIGNER:** Crow Carter — Modifications by US Design Team

**START POSITION:** Standing in Box A, hands naturally at sides. Handgun is loaded and holstered as per ready condition in rule 8.1.1 and 8.1.2.

### STAGE PROCEDURE

On the signal, engage T1-T6 with one round maximum freestyle, perform a mandatory reload, then reengage T1-T6 with one round maximum, strong hand only.

### SCORING

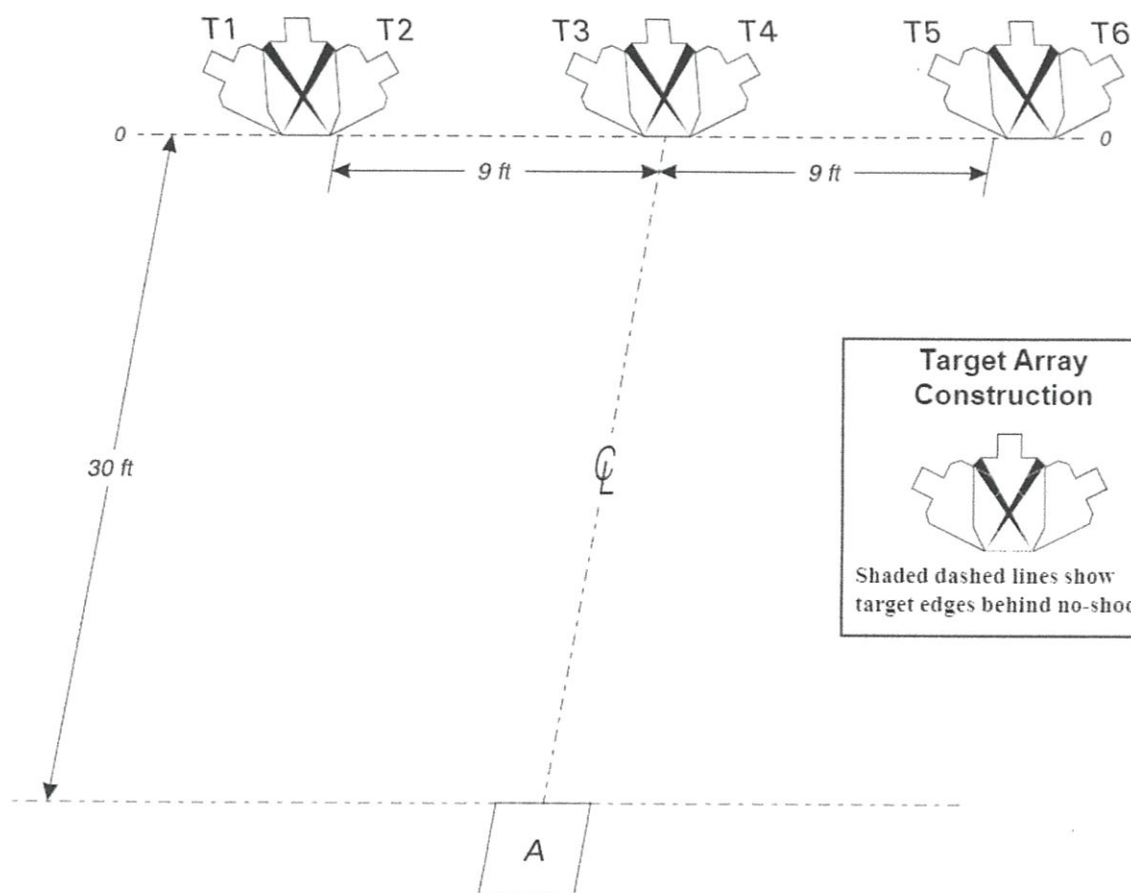
**SCORING:** Virginia Count, 12 rounds, 60 points

**TARGETS:** 6 Metric

**SCORED HITS:** Best 2 Paper

**START - STOP:** Audible - Last Shot

**PENALTIES:** Per current edition of USPSA Handgun Competition Rules



**SETUP NOTES:** Set no-shoots to 4 feet high at top of B-zone. Build target arrays so that the upper corner of the waist meets the lower corner of the no-shoot.



with the short angled waist parallel to the bottom of the no-shoot.