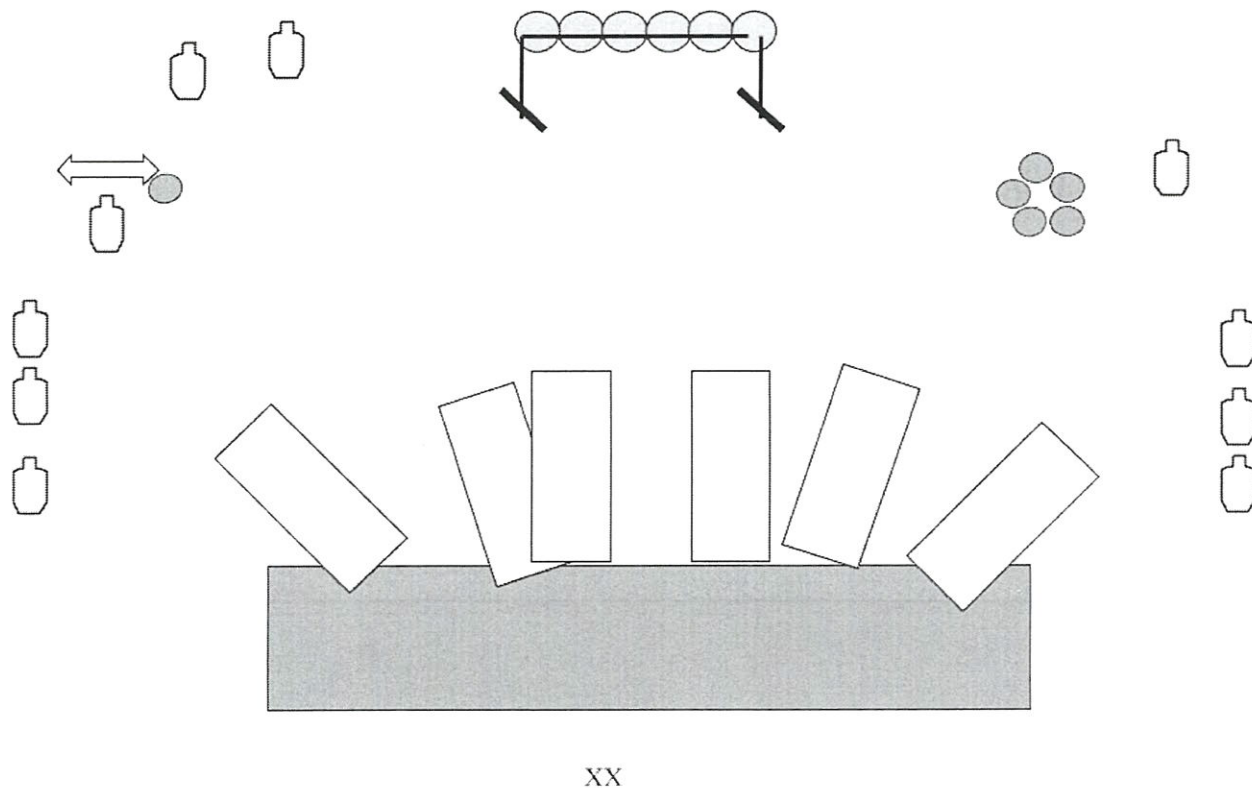


Sarah's Play Ground

RULES: Practical Shooting Handbook, Latest Edition **COURSE DESIGNER:** Sarah Moran

START POSITION: Standing on XX, the handgun is loader and holstered. PCC is loaded and held at low ready.

STAGE PROCEDURE	SCORING
On signal engage targets from within the fault lines.	<p>SCORING: Comstock, 32 rounds , 160 points TARGETS: 10 IPSC, 12 Plates SCORED HITS: Best 2 per IPSC, steel down = 1A START-STOP: Audible - Last shot PENALTIES: Procedural. -10 No-shoot hit. -10 Miss. -10</p>



Set up notes:

RO Notes:


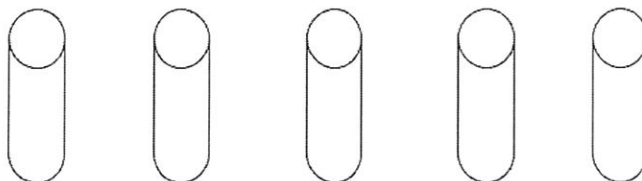
Barrells and blockers

RULES: Practical Shooting Handbook, Latest Edition **COURSE DESIGNER:** Joe Moran

START POSITION: Standing on XX, handgun is loader and holstered per 8.1.1, 8.1.2 PCC held with stock touching belt

STAGE PROCEDURE	SCORING
On signal engage targets as they become visible from within fault lines.	<p>SCORING: Comstock, 18 rounds, 90 points TARGETS: 8 IPSC, 2 PP, SCORED HITS: Best 2 per IPSC, steel down = 1A START-STOP: Audible - Last shot PENALTIES: Procedural. -10 No-shoot hit. -10 Miss. -10</p>

T1 T2 T3 PP1 T4 T5 PP2 T6 T7 T8



XX

XX

Set up notes:

RO Notes:

[22-03] Double Stacked

Written Stage Briefing

Double Stacked is a 16 round Comstock course. There are 8 USPSA cardboard targets.

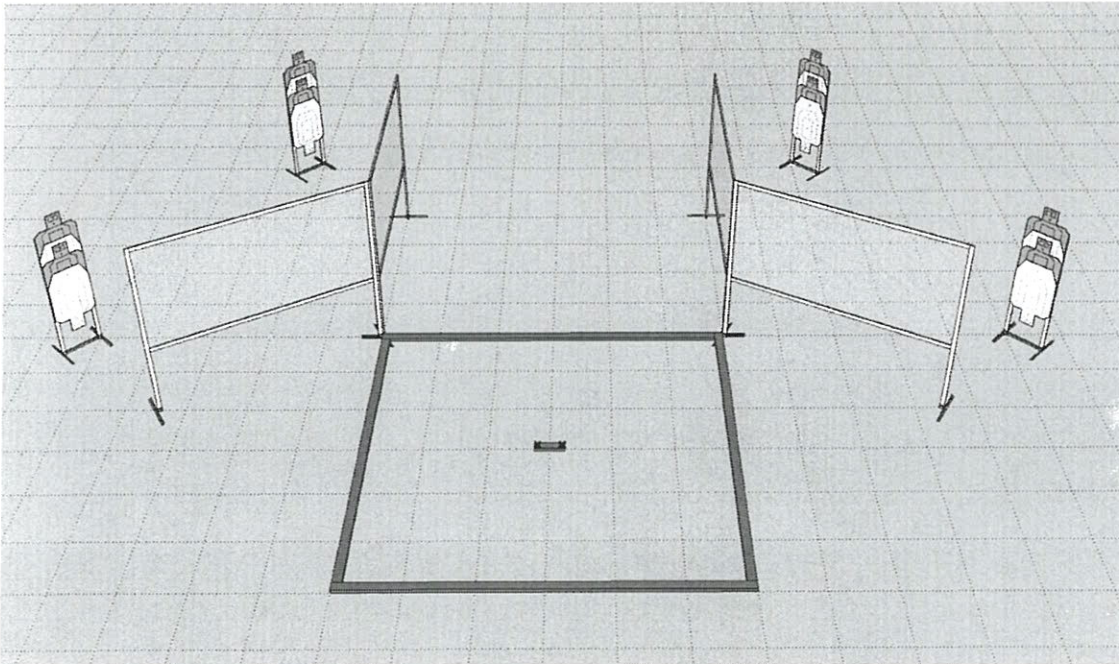
The start position is inside the shooting area, feet touching marks. Handgun is loaded and holstered, wrists below belt. PCC is loaded, safety applied, stock on belt.

On audible start signal, engage targets from within the shooting area.

Are there any questions? You have five minutes to inspect the stage.



Double Stacked Setup (2 ft x 2 ft grid, 8 ft long walls)



Overhead view (2 ft x 2 ft grid, 8 ft long walls)

