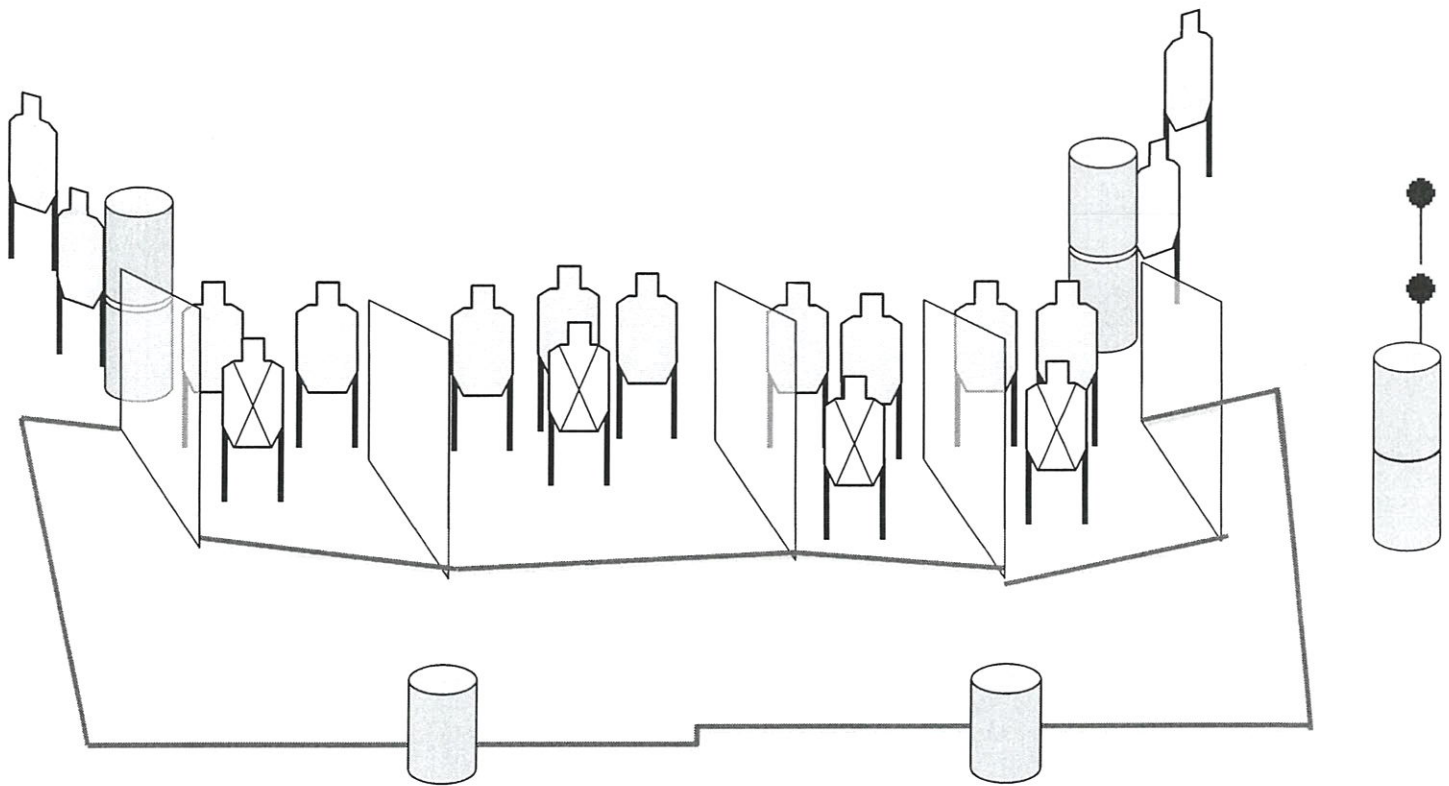




Hosefest

START POSITION: Standing anywhere outside of the shooting area	
GUN READY CONDITION: Handgun loaded with chamber empty, hammer down, laying flat on either barrel.	SCORING: USPSA 28 rounds 140 points
STAGE PROCEDURE: Upon start signal engage targets as visible.	TARGETS: 13 metric 2 steel
	START-STOP: Audible - Last shot
	RULES: USPSA current edition





J Frame

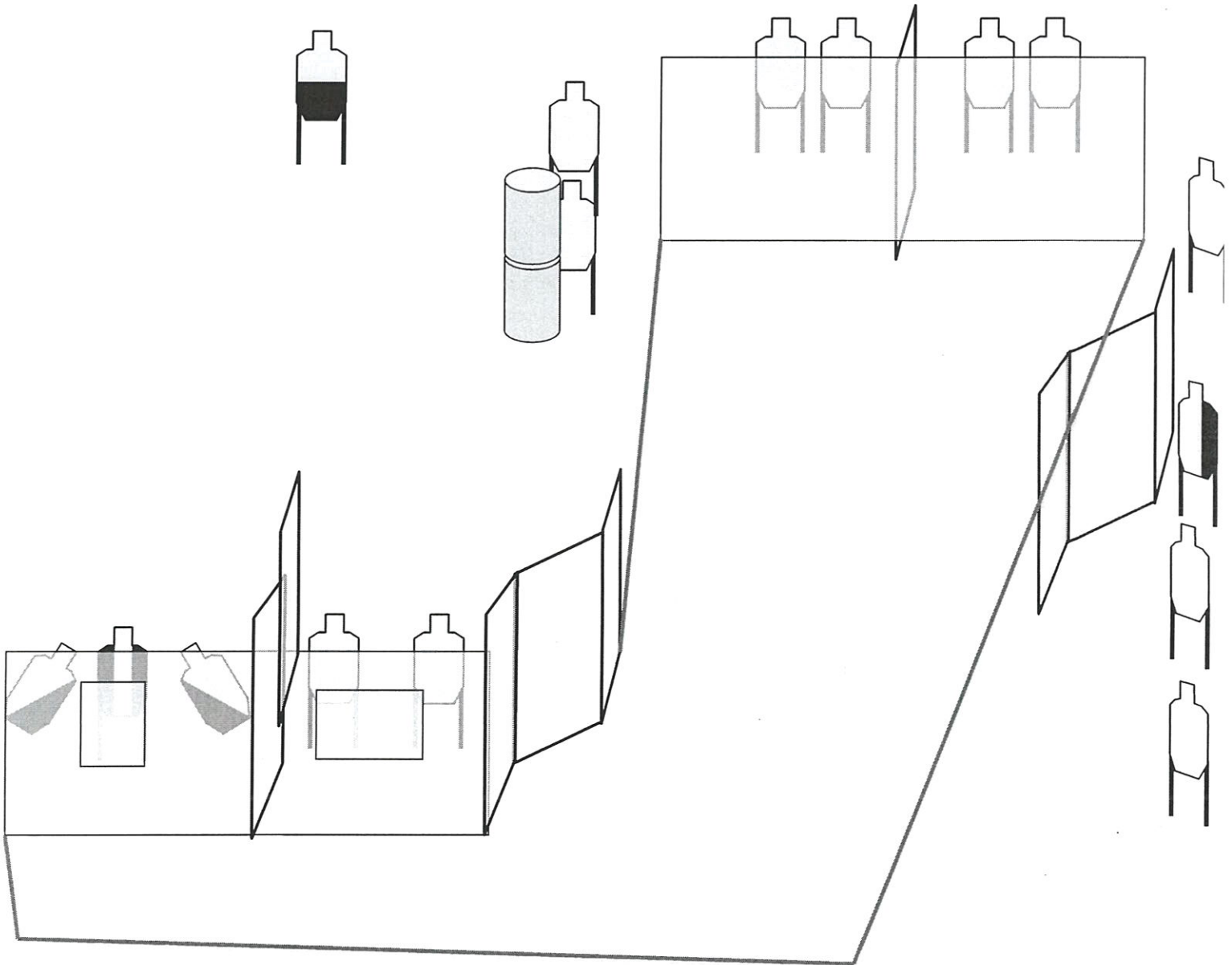
START POSITION: Standing anywhere in the shooting area

GUN READY CONDITION: Handgun loaded and holstered.

SCORING: Comstock, 32 rounds, 160 points
TARGETS: 16 metric

STAGE PROCEDURE: Upon start signal engage targets

SCORED HITS:
START-STOP: Audible - Last shot
RULES: USPSA current edition





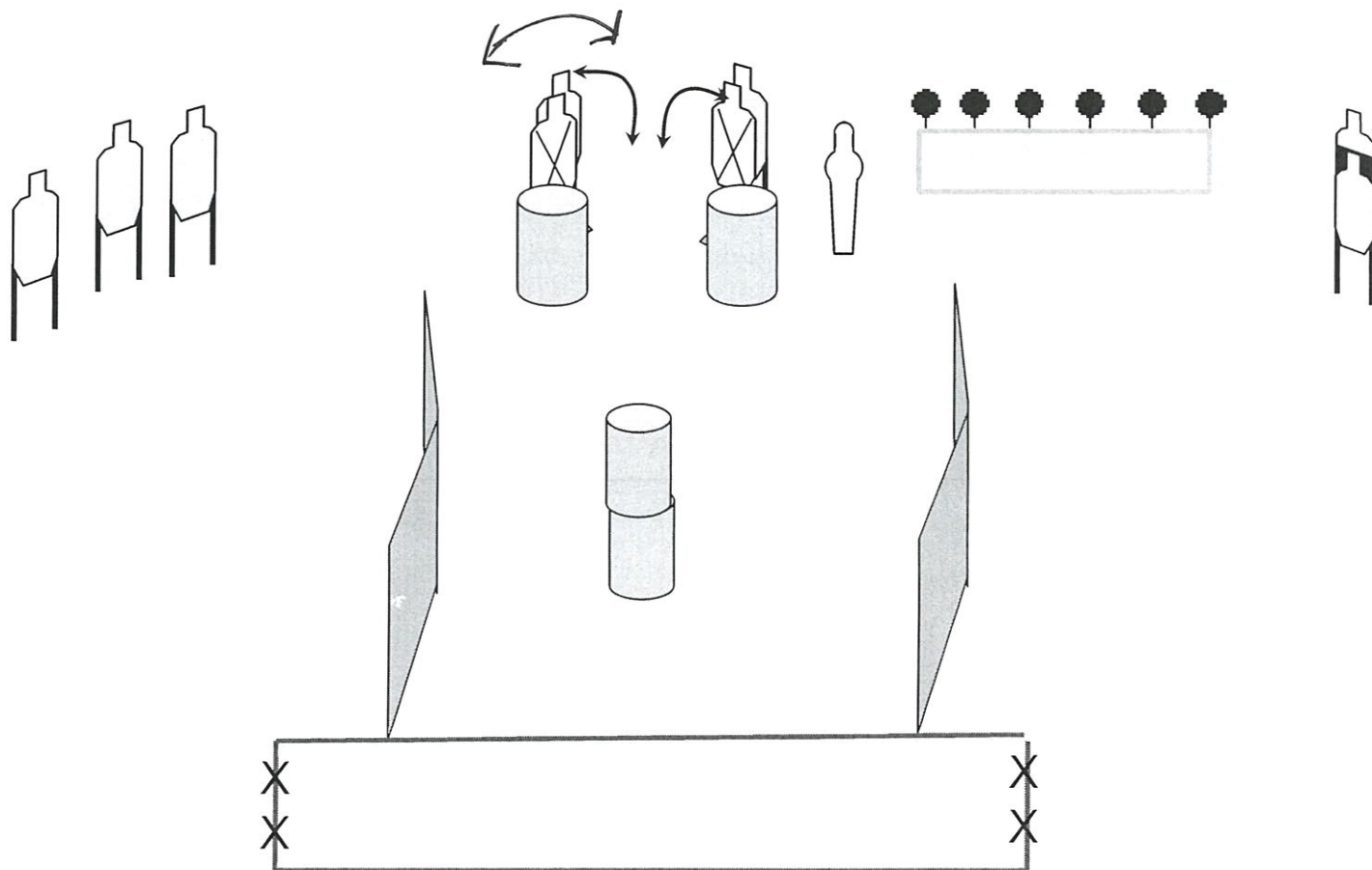
Make it snappy

START POSITION: Standing with toes on either set of Xs

GUN READY CONDITION: Handgun loaded and holstered.

STAGE PROCEDURE: Upon start signal engage targets as visible from within the shooting area. PP1 activates both clam shell targets. *Swinger / L. Drapton*

SCORING: USPSA 20 rounds 100 points
TARGETS: 7 metric 7 steel
SCORED HITS: *Best 2 Per Paper, 5-Last Round*
START-STOP: Audible - Last shot
RULES: USPSA current edition



4Bangs and Clangs

RULES: Practical Shooting Handbook, Latest Edition **COURSE DESIGNER:** Joe Moran

START POSITION: Standing on XX hand gun is loaded and holstered per 8.1.1, 8.1.2, PCC held with stock touching belt.

STAGE PROCEDURE

On signal, engage T1-T4 with 4 rounds each and PP1-PP6 from within the fault lines.

SCORING

SCORING: Comstock, 22 rounds, 110 points
TARGETS: 4IPSC, 6pp
SCORED HITS: Best 4 per IPSC, Steel Down
START-STOP: Audible - Last shot
PENALTIES: Procedural. -10
No-shoot hit. -10

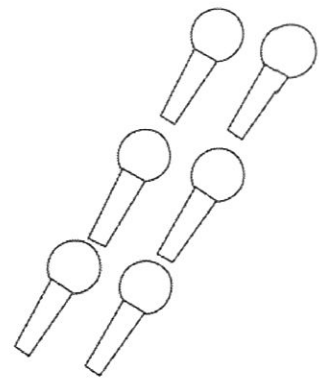
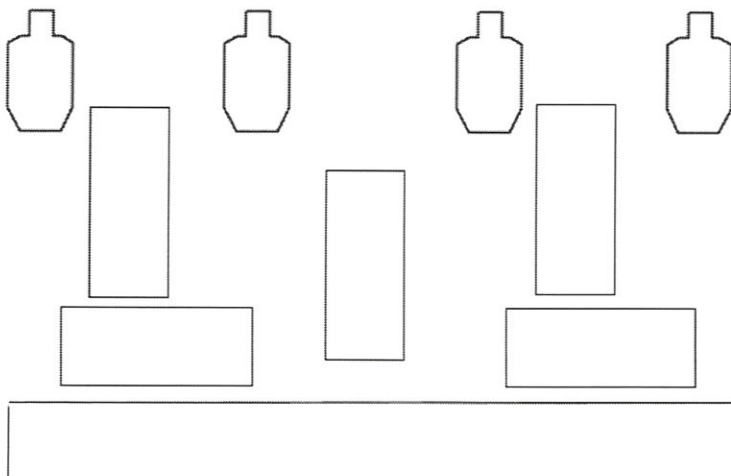
T1

T2

T3

T4

PP1-6



XX

SETUP NOTES:

RO NOTES: