

Cow Bell

RULES: Practical Shooting Handbook, Latest Edition **COURSE DESIGNER:** Joe Moran

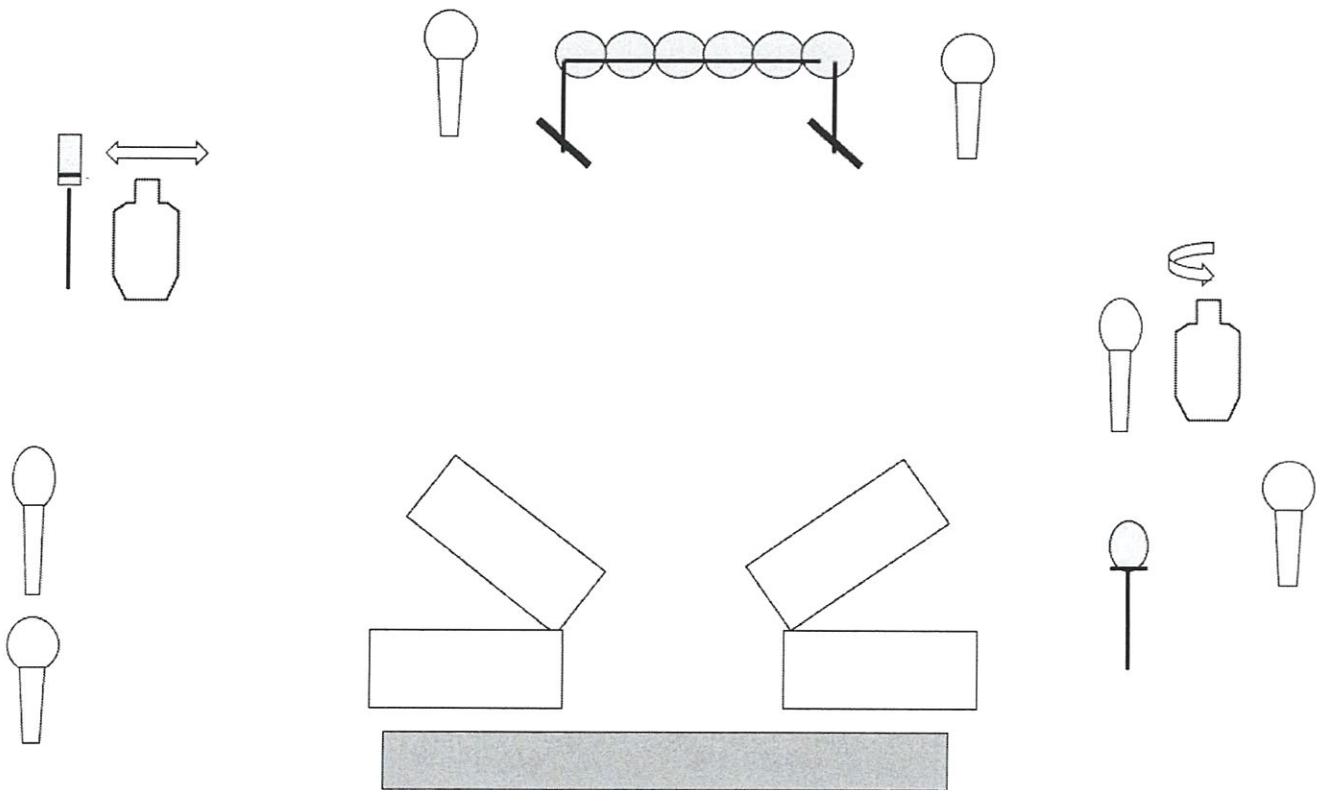
START POSITION: Standing on XX hand gun is loaded and holstered per 8.1.1, 8.1.2, PCC held with stock touching belt.

STAGE PROCEDURE

On signal, engage targets from within the fault lines.

SCORING

SCORING: Comstock, 18 rounds, 90 points
TARGETS: 2 IPSC, 14 Steel
SCORED HITS: Best 2 per IPSC, Steel Down
START-STOP: Audible - Last shot
PENALTIES: Procedural. -10
 No-shoot hit. -10



XX

SETUP NOTES:

RO NOTES:

Around the Corner

RULES: Practical Shooting Handbook, Latest Edition **COURSE DESIGNER:** Joe Moran

START POSITION: Standing on XX. Hand gun is loaded and holstered, PCC held with stock touching belt

STAGE PROCEDURE

On signal engage targets with two rounds each from within the fault lines..

SCORING

SCORING: Comstock, 28 rounds , 140 points

TARGETS: 14 IPSC,

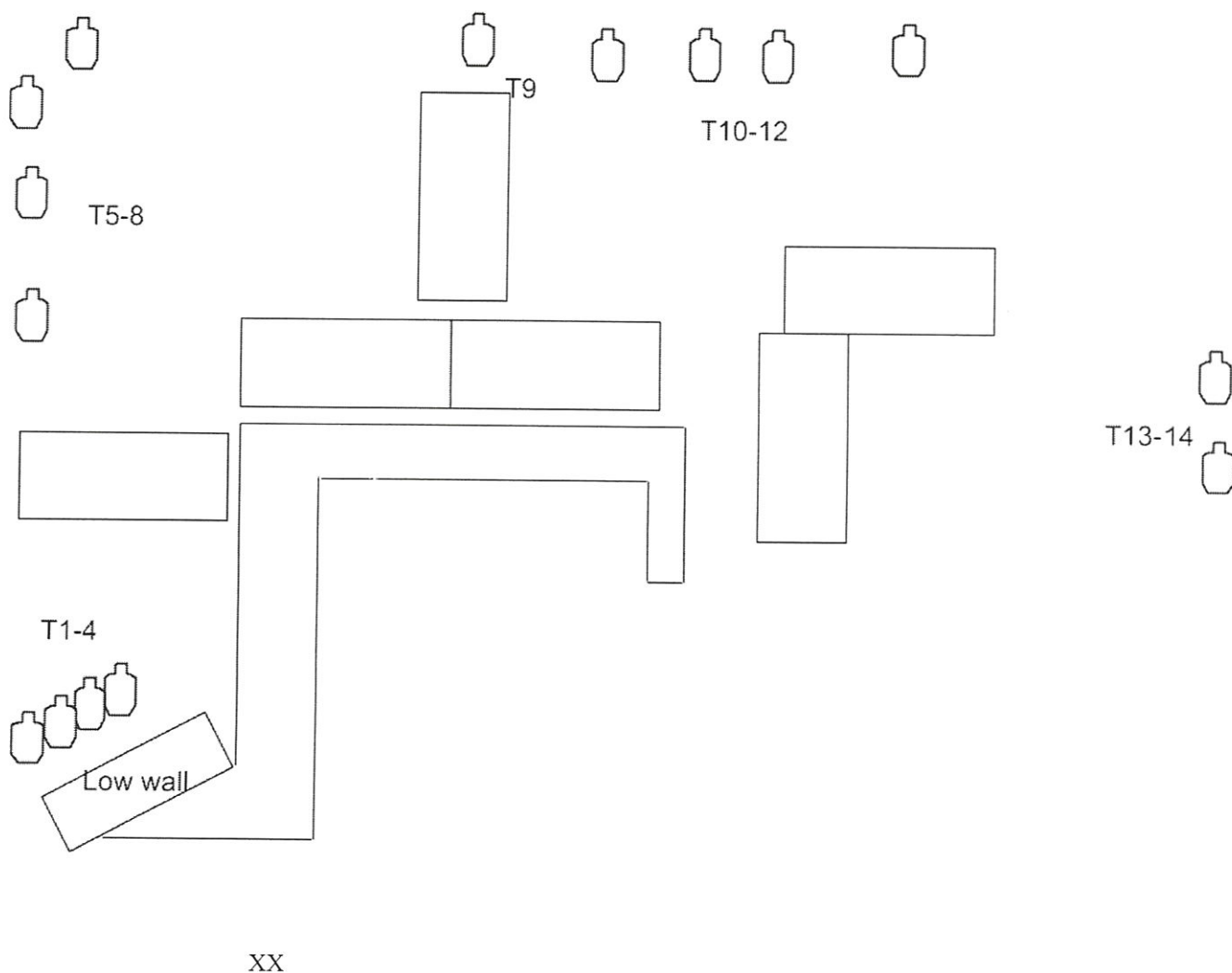
SCORED HITS: Best 2 per IPSC, steel down = 1A

START-STOP: Audible - Last shot

PENALTIES: Procedural. -10

No-shoot hit. -10

Miss. -10



Set up notes:

RO Notes:

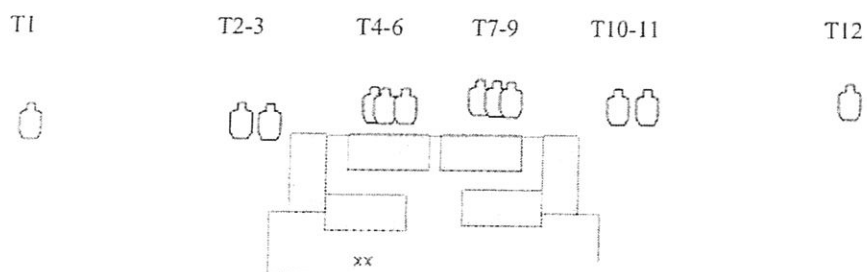
2

Quick Fun

RULES: Practical Shooting Handbook, Latest Edition **COURSE DESIGNER:** Joe Moran

START POSITION: Standing on XX, handgun is loader and holstered per 8.1.1, 8.1.2

STAGE PROCEDURE	SCORING
On signal engage targets as they become visible from within fault lines.	SCORING: Comstock, 24 rounds, 120 points TARGETS: 12 IPSC, SCORED HITS: Best 2 per IPSC, steel down = 1A START-STOP: Audible - Last shot PENALTIES: Procedural, -10 No-shoot hit, -10 Miss, -10



Set up notes:

RO Notes:

6 X 3**RULES:** Practical Shooting Handbook, Latest Edition **COURSE DESIGNER:** Joe Moran**START POSITION:** Standing in any box. Hand gun is loaded and holstered, PCC held with stock touching belt**STAGE PROCEDURE**

On signal engage targets with one round each from Box A.
Repeat from box B & C. Boxes may be shot in any order.

SCORING

SCORING: Comstock, 18 rounds, 90 points
TARGETS: 6 IPSC,
SCORED HITS: Best 3 per IPSC, steel down = 1A
START-STOP: Audible - Last shot
PENALTIES: Procedural, -10
No-shoot hit, -10
Miss, -10

T1

T2

T3

T4

T5

T6



C

A

B

Set up notes:

RO Notes:



CM 20-03

Deja Vu All Over Again

Scoring: Comstock course of fire

Targets: 4 USPSA cardboard targets 2 full size & 2 mini USPSA Poppers

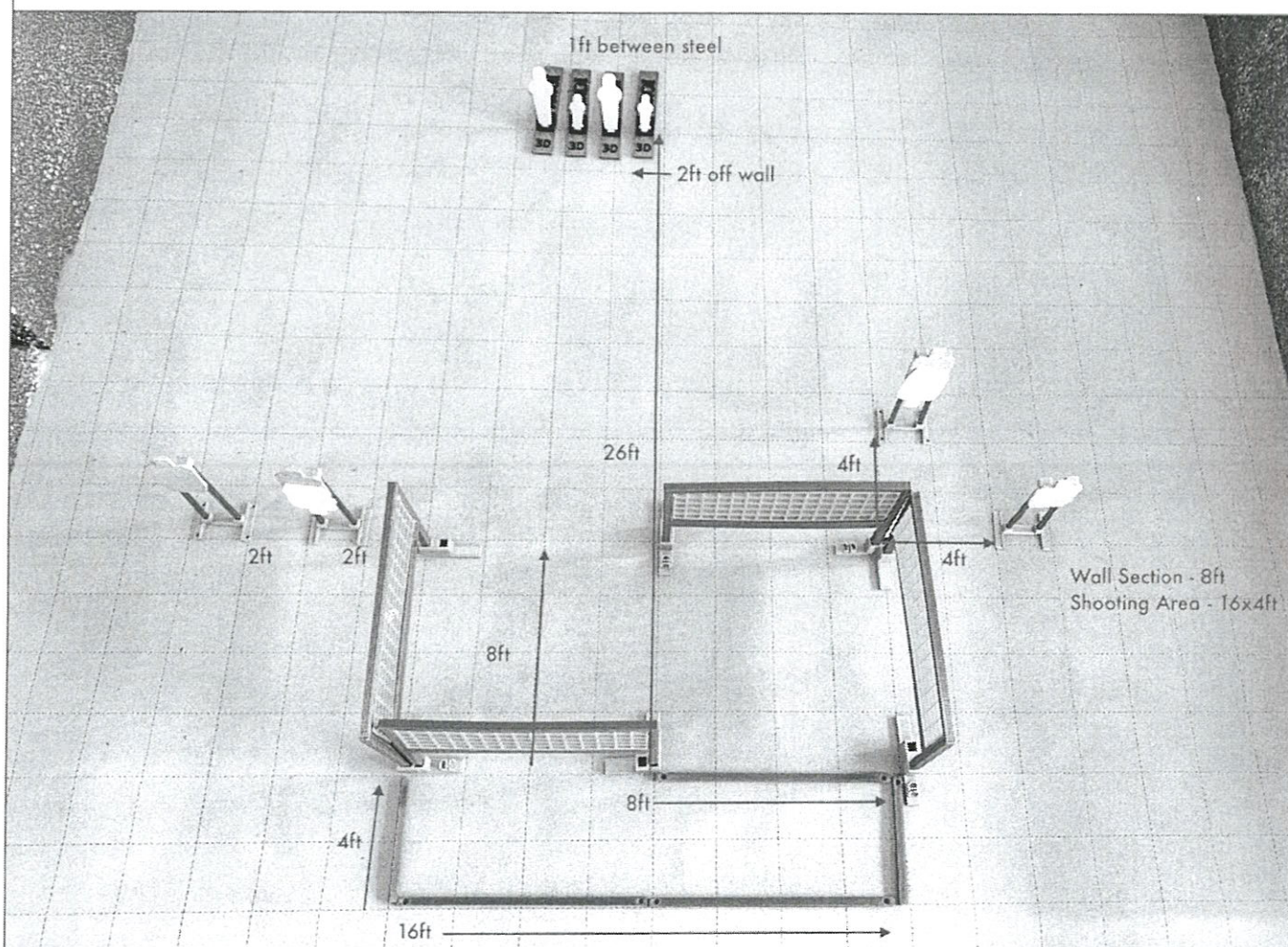
Rounds: 12

Condition: Loaded and holstered

Start Position: Standing anywhere in shooting area, wrists below belt. PCC stock on belt generally downrange.

The start is audible

Procedure: Engage targets from within the shooting area.



SETUP NOTES

Targets are 5' to top of target.

No Shoot inverted at 5 inches below A zone perf.

CM 20-03 Déjà vu All Over Again

Written Stage Briefing

Déjà vu All Over Again is a 12 round, 60-point, Comstock Classifier course. There are 4 USPSA targets, 2 USPSA Poppers, and 2 USPSA Mini-Poppers.

The handgun start position is standing anywhere in the shooting area, wrists below belt, handgun loaded and holstered.

The PCC start position is standing anywhere in the shooting area, loaded PCC held in both hands, safety on, stock on belt, muzzle generally downrange.

On the audible start signal, engage targets as available from within the shooting area.

