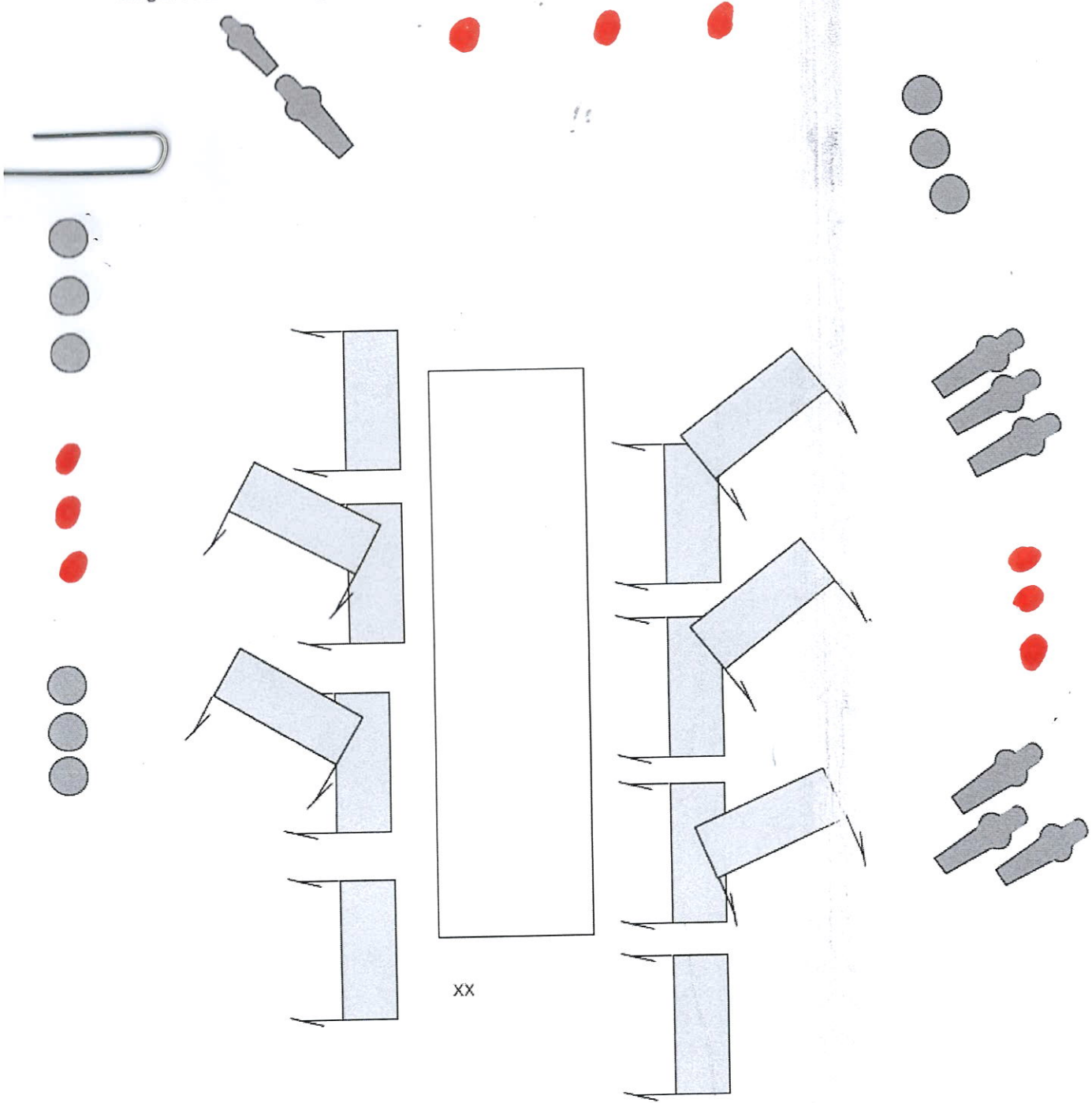


Shotgun Stroll Joe Moran A51132

Scoring: Comstock, Steel must fall, Clays must be penetrated. 1 us popper, 7 popper, 9 plates, 9 clays.
26 rounds, 130 points.

Starting Position: Standing in shooting area with feet on X, shotgun loaded and held at low ready.

Stage Procedure: On signal, engage targets as they become visible from within the fault lines.



Rifle Fast

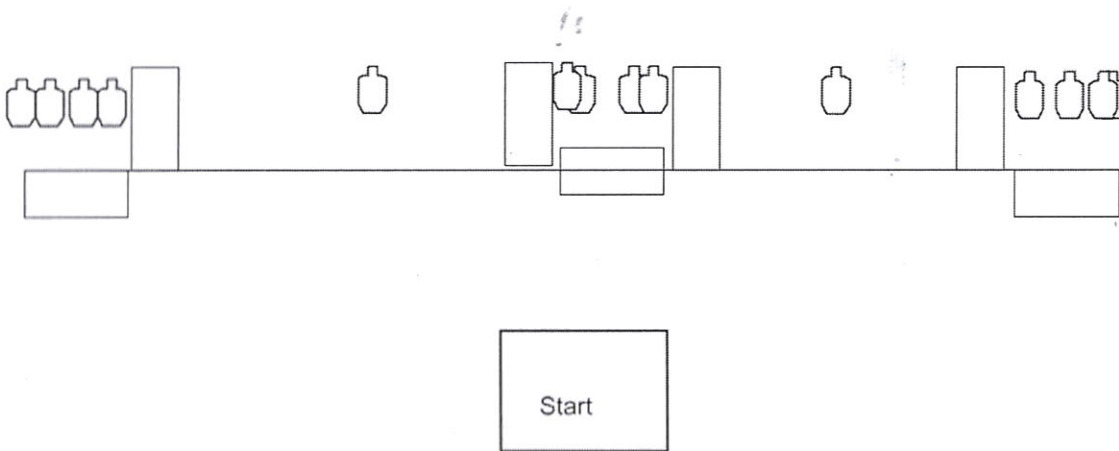
Targets: 14 IPIC , 28 rounds, Points: 70

Scoring: Comstock, 2 per IPIC

Start Stop: Audible last Shot.

Start Position: Standing in box A, Rifle held at side with one hand.

Stage Procedure: On signal, engage targets from behind fault lines.



Pick Moe

RULES: Practical Shooting Handbook, Latest Edition **COURSE DESIGNER:** Geoff Pelton, Joe Moran

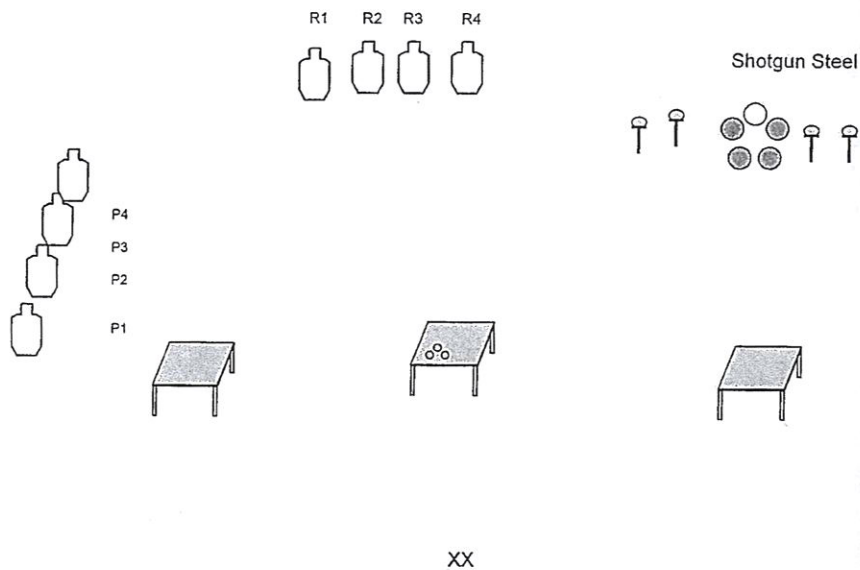
START POSITION: Standing on XX, facing up range, Pistol is loaded on Table 1, Rifle is loaded on Table 2, Shotgun is loaded on Table 3.

STAGE PROCEDURE

On signal, lift one cup and proceed to table with corresponding ammo and shoot array, return to center table and uncover second cup and shoot corresponding array. Proceed to last table and shoot array.

SCORING

SCORING: Comstock, 24 rounds , 120 points
TARGETS: 8 IPSC, 8 Plate
SCORED HITS: Best 2 per IPSC, steel down = 1A
START-STOP: Audible - Last shot
PENALTIES: Procedural. -10
No-shoot hit. -10
Miss. -10



Set up notes:

8 Pistol
8 Rifle
8 Shotgun

RO Notes:

Shuffle cups before each shooter
Weapons must be left on table in safe condition.