

START POSITION: Standing outside the shooting area, legs straddling the start stick, handgun loaded and holstered

STAGE PROCEDURE

Upon start signal, engage targets from within the shooting box. All props are considered hard cover. All walls extend from the ground to infinity

T8 and T9 start flat on the ground (shoot side is down) in front of PP1 and PP2, respectively. The PP activates its respective target, which swings up in a 180 degree arc to present the shoot side of the target. T8 and T9 ultimately end up flat on the ground behind their respective PPs. T8 and T9 are disappearing targets.

SCORING

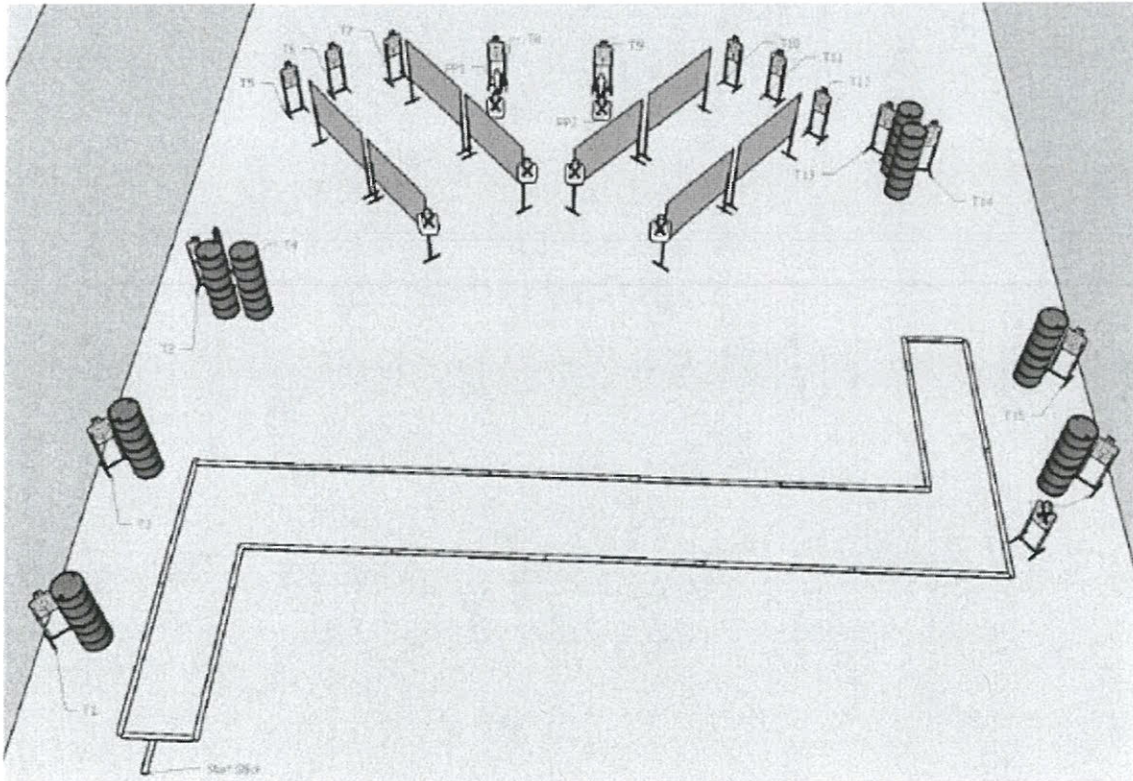
SCORING: Comstock, 34 rounds, 170 points

TARGETS: 16 Metric, 2 PP

SCORED HITS: Best 2/paper, 1A Steel

START-STOP: Audible - Last shot

PENALTIES: Per current edition USPSA Handgun Competition Rules

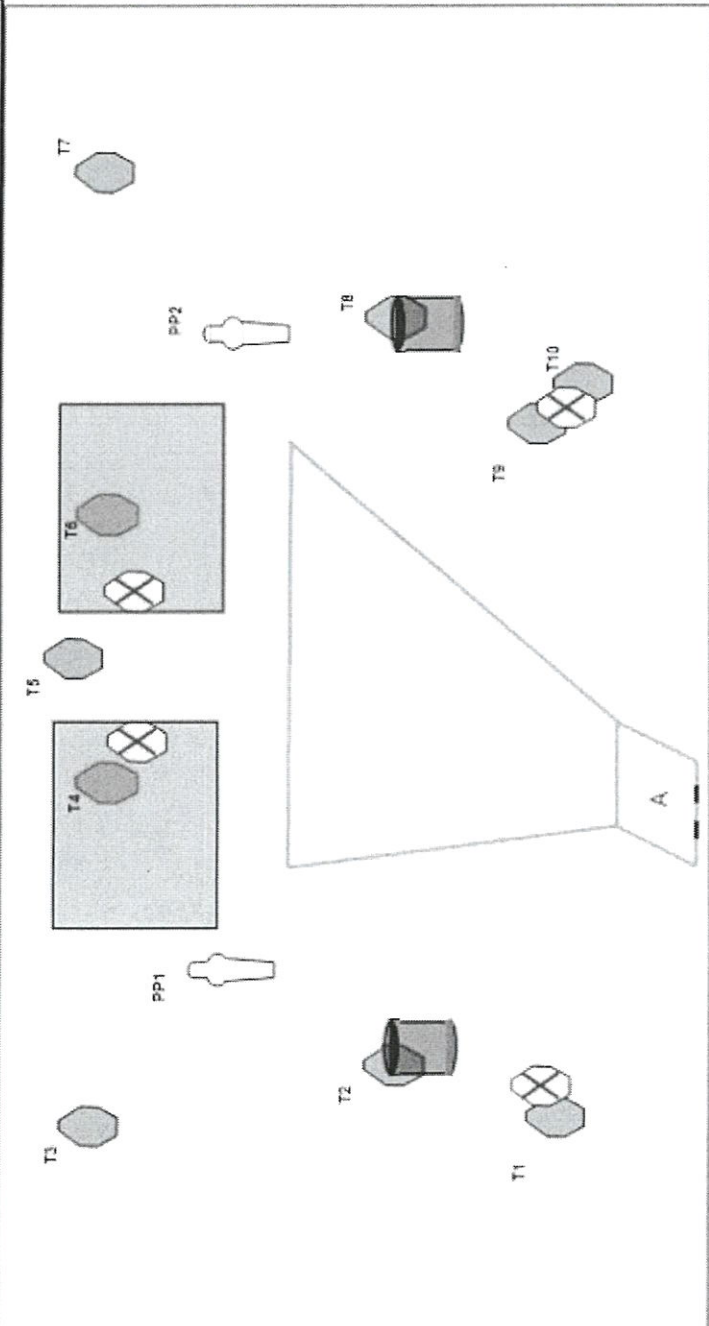




Stage #2 Cherokee Gun Club Name: Slidin' away

Scoring: Comstock, 22 Rounds, 110 Points
 Targets: 10 Paper Classic, 2 Popper,
 Scored hits: Best 2 per paper, Steel must fall = 1A
 Start-Stop: Audible – Last shot

Starting Position:
 Standing facing up range, gun unloaded and holstered,
 Arms relaxed at sides.



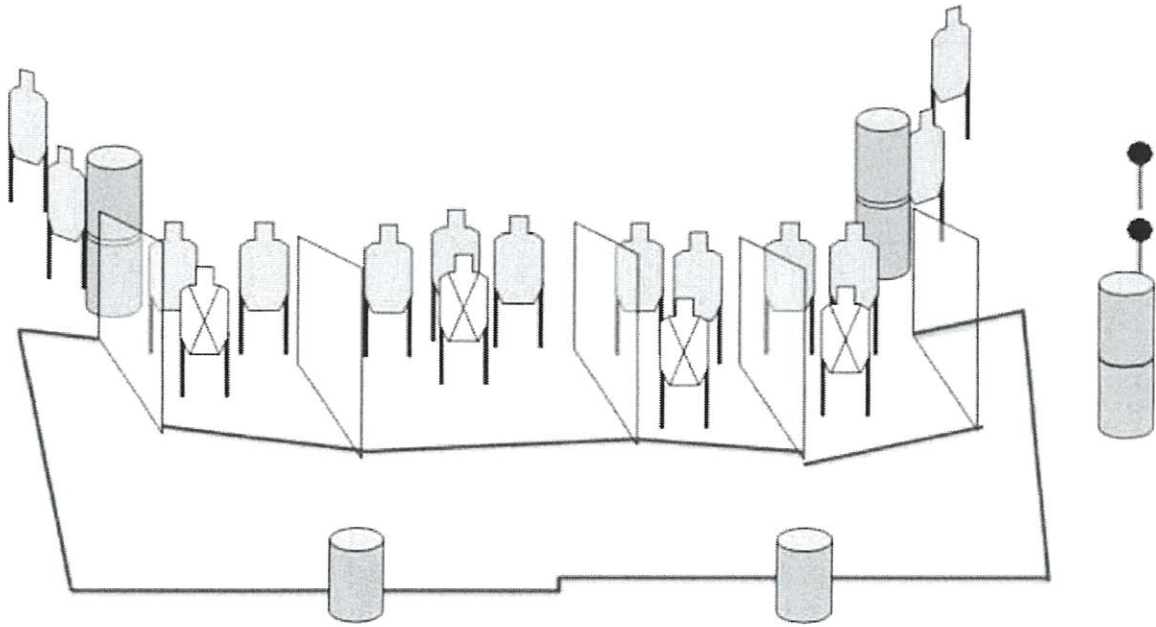
Slidin' away

Stage 2



Hosefest

START POSITION: Standing anywhere outside of the shooting area	
GUN READY CONDITION: Handgun loaded with chamber empty, hammer down, laying flat on either barrel.	SCORING: USPSA 28 rounds 140 points
STAGE PROCEDURE: Upon start signal engage targets as visible.	TARGETS: 13 metric 2 steel
	SCORED HITS:
	START-STOP: Audible - Last shot
	RULES: USPSA current edition



BLACKDOG
GUNWORKS