

# See em Shoot em

**RULES:** Practical Shooting Handbook, Latest Edition **COURSE DESIGNER:** Joe Moran

**START POSITION:** Feet on fault lines, handgun is loaded and holstered per 8.1.1, 8.1.2 PCC held with stock touching belt

## STAGE PROCEDURE

On signal engage targets as they become visible from within the set of fault lines. T1-T2 three rounds each, T3-T6 2 rounds each.

## SCORING

**SCORING:** Comstock, 18 rounds, 90 points  
**TARGETS:** 6 IPSC, 4 PP,

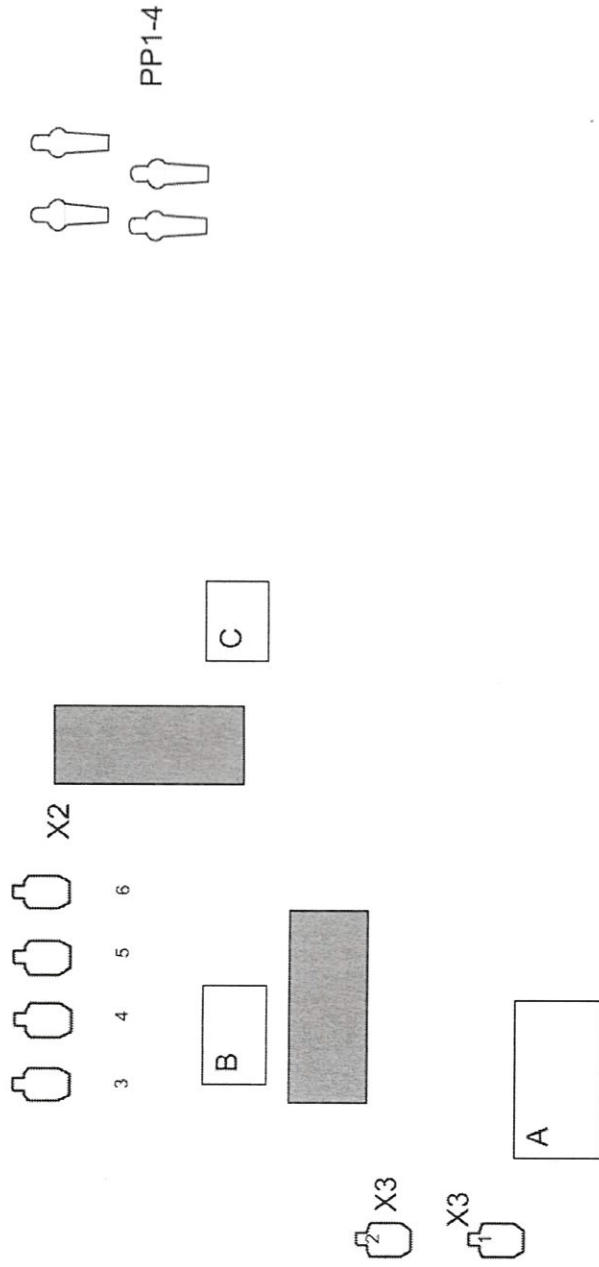
**SCORED HITS:** Best 3 (T1-2) Best 2 per (T3-6) IPSC, steel down = 1A

**START-STOP:** Audible - Last shot

**PENALTIES:** Procedural. -10

No-shoot hit. -10

Miss. -10



**Set up notes:**

Walls are set so T3-T6 can only be seen from area B

**RO Notes:**

# From the Barrell

**RULES:** Practical Shooting Handbook, Latest Edition    **COURSE DESIGNER:** Ryan Lee

**START POSITION:** Inside Fault lines, handgun or PCC is UNLOADED and on table. At least one magazine or speedloader on the table.

## STAGE PROCEDURE

On signal engage targets as they become visible from within fault lines. First Magazine must come from the table, reloads may come from the belt or table.

## SCORING

**SCORING:** Comstock, 32 rounds , 160 points

**TARGETS:** 16 IPSC,,

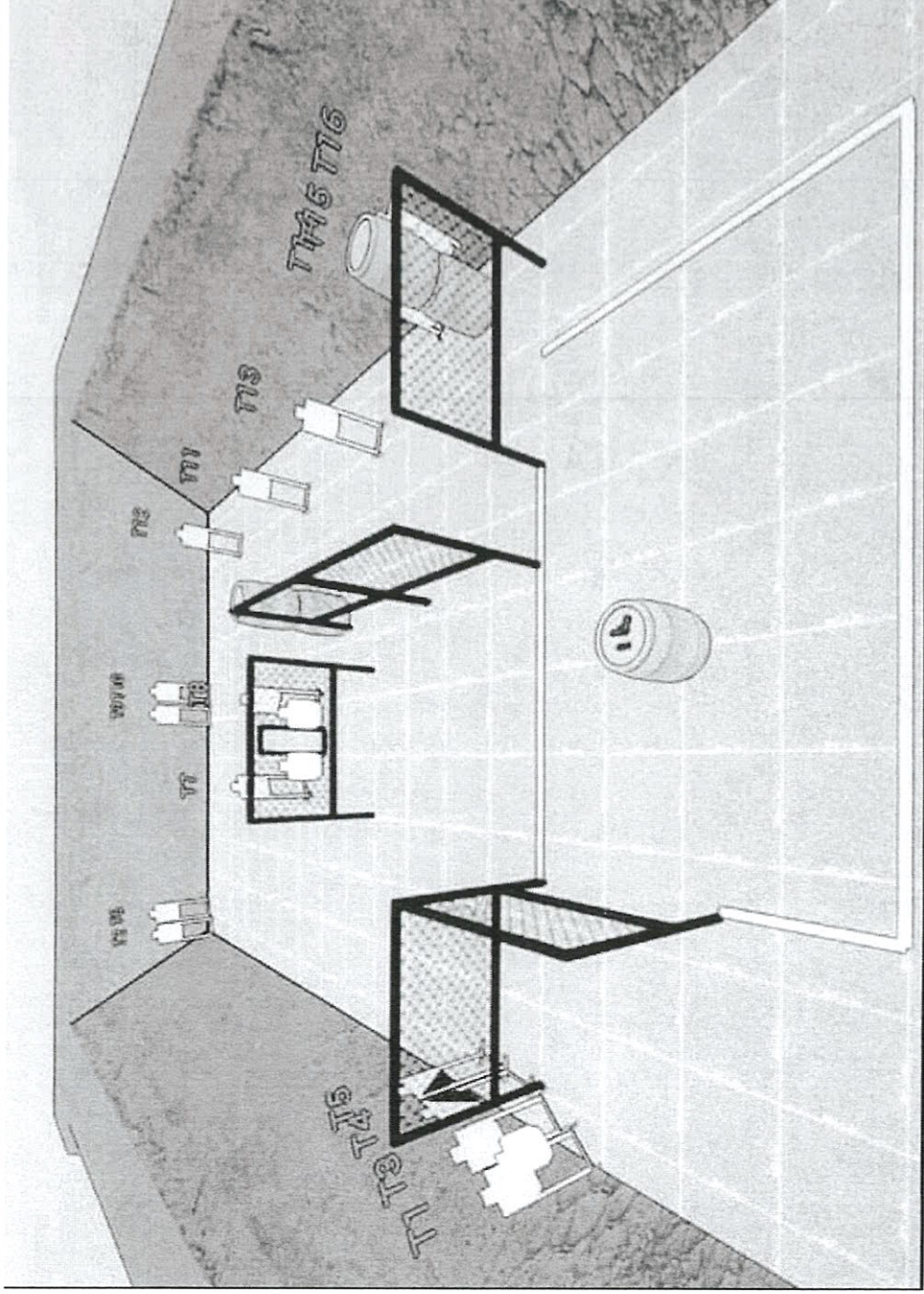
**SCORED HITS:** Best 2 per IPSC, steel down = 1A

**START-STOP:** Audible - Last shot

**PENALTIES:** Procedural. -10

No-shoot hit. -10

Miss. -10



Set up notes:

RO Notes:

# Hidden Star

**RULES:** Practical Shooting Handbook, Latest Edition    **COURSE DESIGNER:** Joe Moran

**START POSITION:** Feet on fault lines, handgun is loaded and holstered per 8.1.1, 8.1.2 PCC held with stock touching belt

**STAGE PROCEDURE**

On signal engage targets as they become visible from within fault lines.

**SCORING**

**SCORING:** Comstock, 23 rounds , 115 points

**TARGETS:** 8 IPSC, 7 Plates,

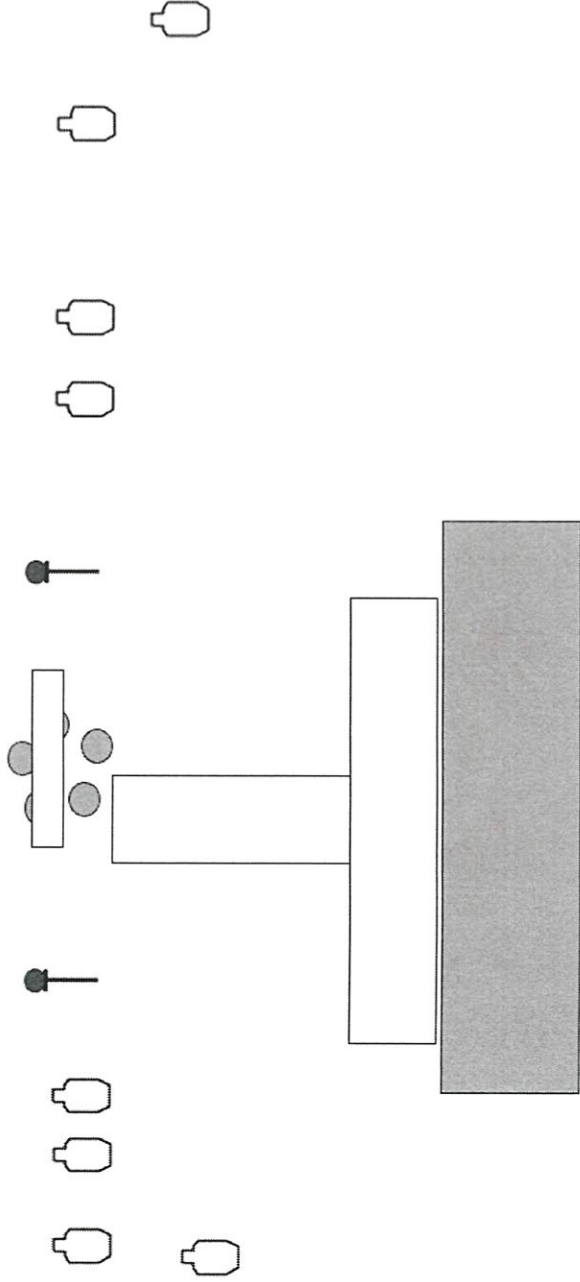
**SCORED HITS:** Best 2 per IPSC, steel down = 1A

**START-STOP:** Audible - Last shot

**PENALTIES:** Procedural. -10

No-shoot hit. -10

Miss. -10



**Set up notes:**

Only the bottom half of the star is visible.

**RO Notes:**

# 20 Rounds with Options

**RULES:** Practical Shooting Handbook, Latest Edition    **COURSE DESIGNER:** Tim Herron

**START POSITION:** Feet on start XX, handgun is loaded and holstered per 8.1.1, 8.1.2 PCC held with stock touching belt

## STAGE PROCEDURE

On signal engage targets as they become visible from within fault lines.

## SCORING

**SCORING:** Comstock, 20 rounds , 65 points

**TARGETS:** 10 IPSC,


**SCORED HITS:** Best 2 per IPSC, steel down = 1A

**START-STOP:** Audible - Last shot

**PENALTIES:** Procedural. -10

No-shoot hit. -10

Miss. -10





# CM 23-02

This could be the  
Greatest Night of Our Lives

**Scoring:** Comstock course of fire

**Targets:** 6 USPSA cardboard targets

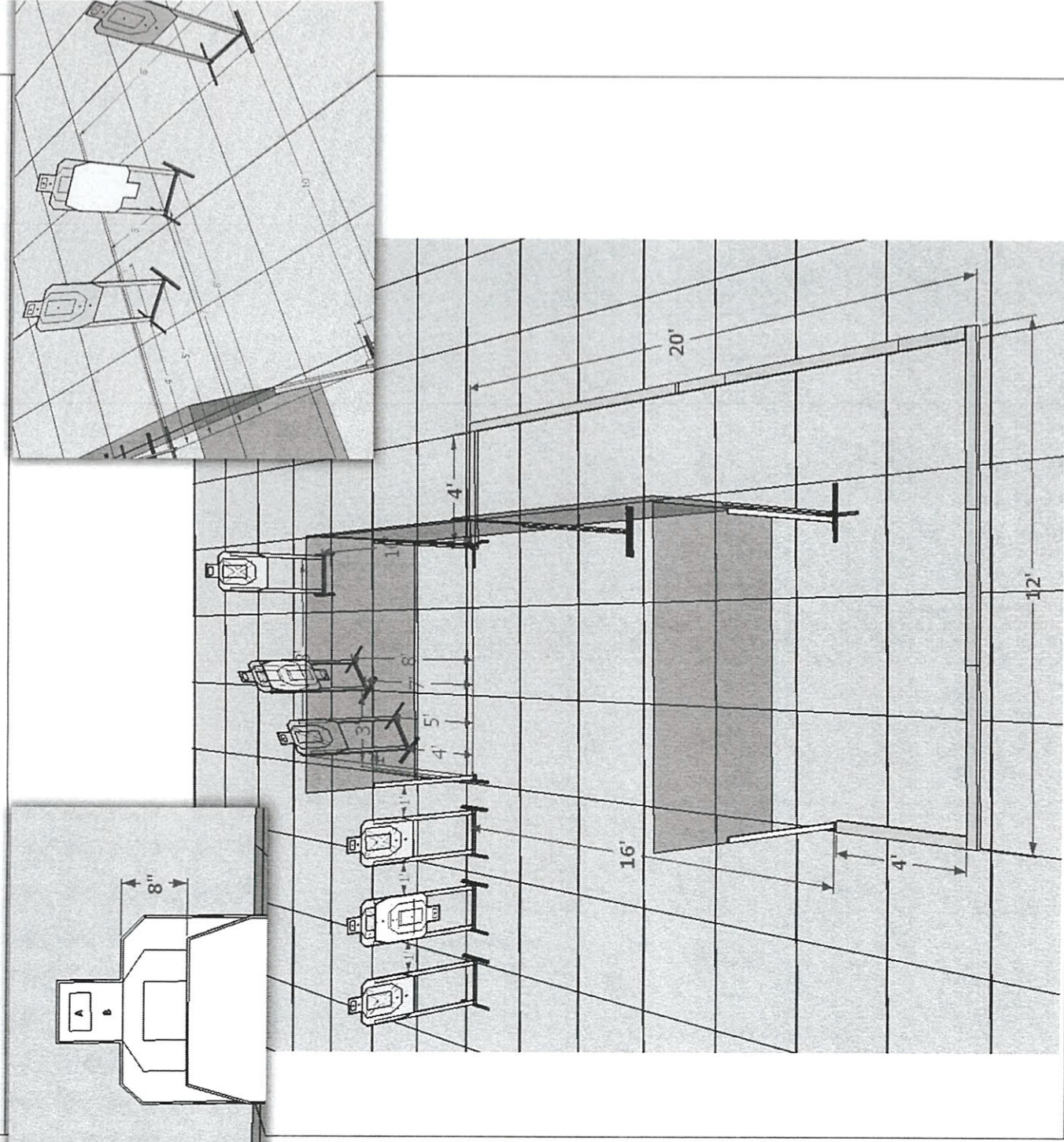
**Rounds:** 12

**Condition:** Loaded and holstered

**Start Position:** Anywhere in the shooting area.

Handgun is loaded and holstered, wrists below belt.  
PCC loaded, stock on belt, safety on.

**Procedure:** Upon audible start signal, engage targets from within the shooting area.





**CM 23-02**

**This could be the  
Greatest Night of Our Lives**

### Written Stage Briefing

This could be the Greatest Night of Our Lives is a 12 round, 60-point, Comstock Classifier course. There are 6 USPSA targets.

The handgun start position is anywhere in shooting area with handgun loaded and holstered and wrists below belt.

The PCC start position is anywhere in shooting area, PCC loaded with safety on, stock on belt, muzzle generally down-range.

On the audible start signal, engage targets as they become available from within the shooting area.