

Around the Corner

RULES: Practical Shooting Handbook, Latest Edition **COURSE DESIGNER:** Joe Moran

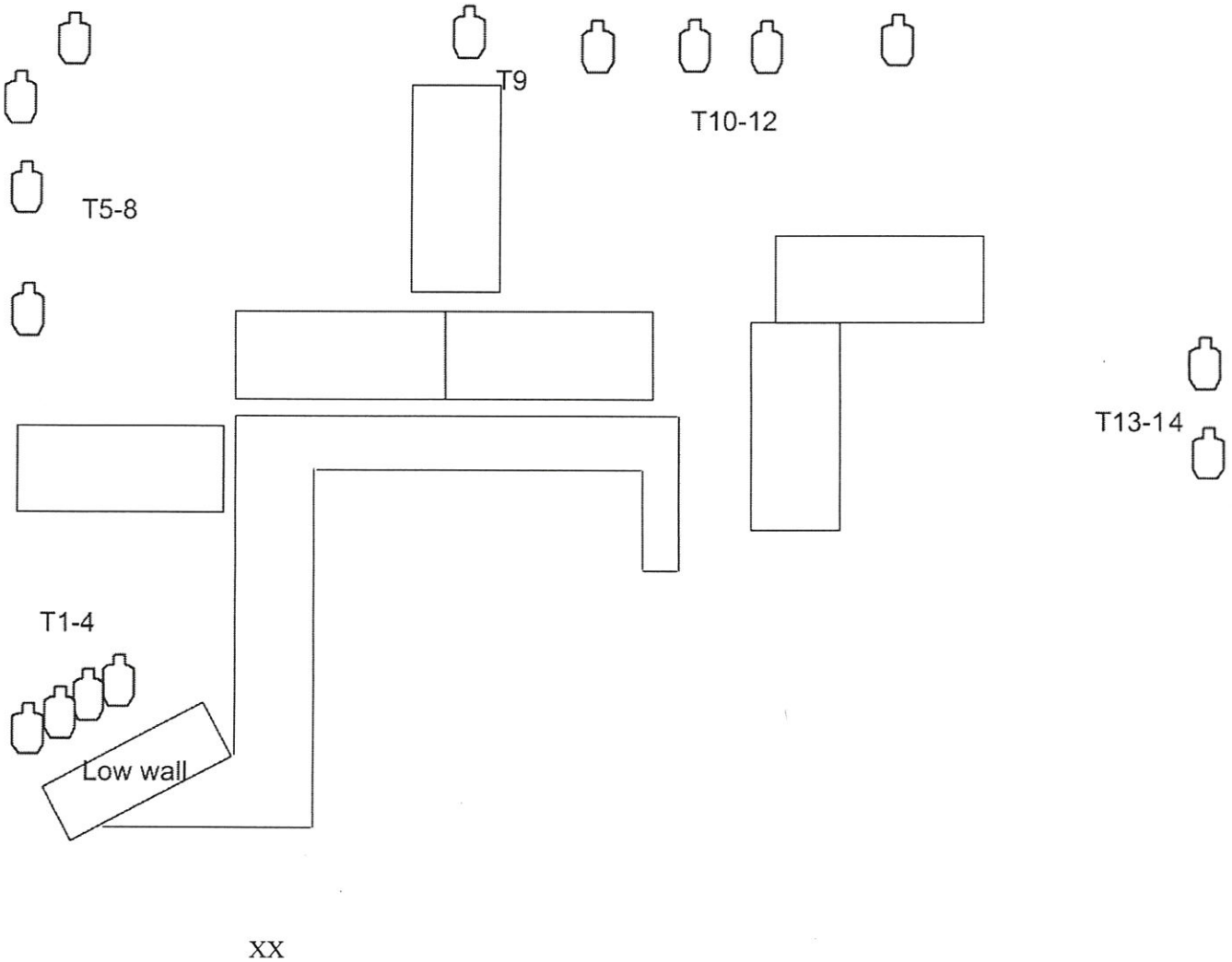
START POSITION: Standing on XX. Hand gun is loaded and holstered, PCC held with stock touching belt

STAGE PROCEDURE

On signal engage targets with two rounds each from within the fault lines..

SCORING

SCORING: Comstock, 28 rounds , 140 points
TARGETS: 14 IPSC,
SCORED HITS: Best 2 per IPSC, steel down = 1A
START-STOP: Audible - Last shot
PENALTIES: Procedural. -10
No-shoot hit. -10
Miss. -10



Set up notes:

RO Notes:

Walls & Port Holes

RULES: Practical Shooting Handbook, Latest Edition **COURSE DESIGNER:** Geoff Fraser


START POSITION: Feet on XX, handgun is loader and holstered per 8.1.1, 8.1.2 PCC held with stock touching belt

STAGE PROCEDURE

On signal engage targets as they become visible from within fault lines.

SCORING

SCORING: Comstock, 26 rounds , 130 points
TARGETS: 12 IPSC, 2 PP,
SCORED HITS: Best 2 per IPSC, steel down = 1A
START-STOP: Audible - Last shot
PENALTIES: Procedural. -10
No-shoot hit. -10
Miss. -10



[STAGE 15]

WELL IT'S VERY IMPRESSIVE

stage sponsored by



2023 USPSA CARRY OPTICS NATIONALS STAGES

STARTING POSITION:

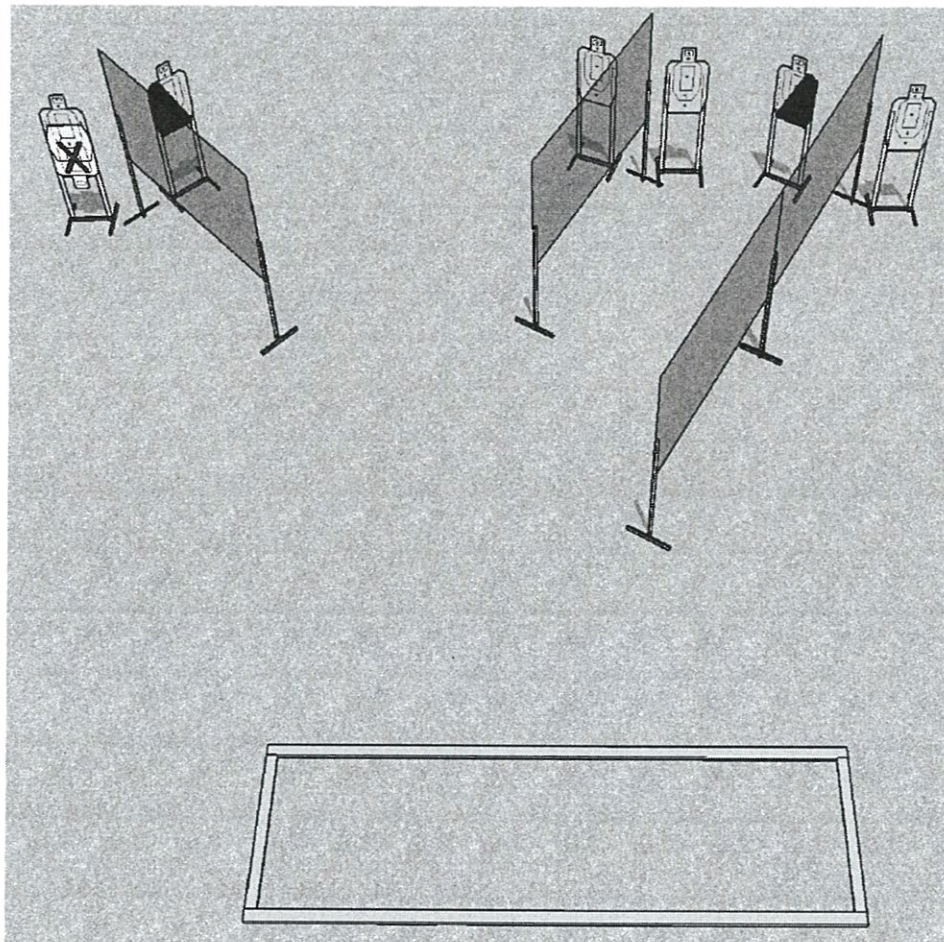
Anywhere in the shooting area. Handgun is loaded and holstered, wrists below belt.

STAGE PROCEDURE:

Upon audible start signal engage targets from within the shooting area.

SCORING: Comstock

TARGETS: 6 USPSA | **ROUNDS:** 12



Triangles

RULES: Practical Shooting Handbook, Latest Edition **COURSE DESIGNER:** Joe Moran

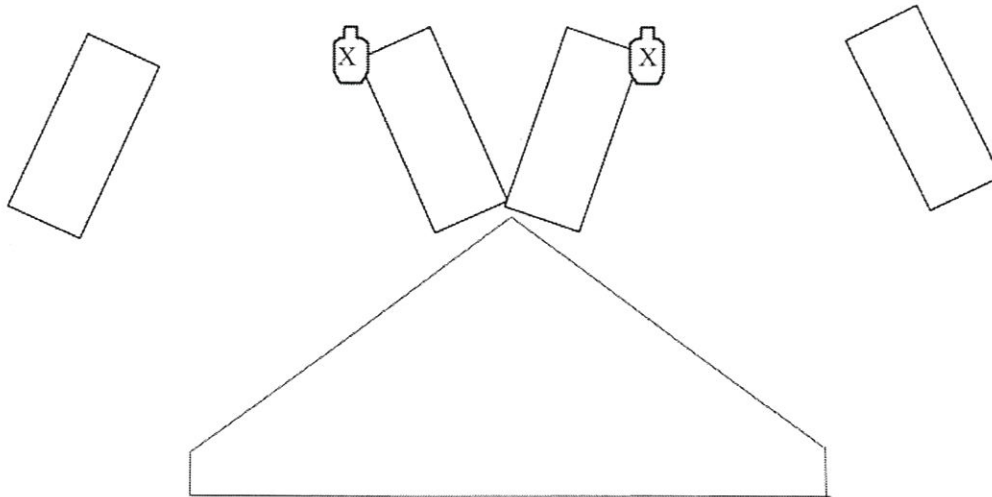

START POSITION: Both Feet Completely Outside fault lines, handgun is loaded and holstered per 8.1.1, 8.1.2 PCC held with stock touching belt

STAGE PROCEDURE

On signal engage targets as they become visible from within fault lines.

SCORING

SCORING: Comstock, 16 rounds , 80 points
TARGETS: 6 IPSC, 4 PP,
SCORED HITS: Best 2 per IPSC, steel down = 1A
START-STOP: Audible - Last shot
PENALTIES: Procedural. -10
No-shoot hit. -10
Miss. -10



Set up notes:

RO Notes:



CM 19-01 Hi-Jinx
Course Designer: David Jenkins
Rules: per USPSA Rules

START POSITION: Standing in the shooting area, wrist below belt.

GUN READY CONDITION: Loaded and holstered

STAGE PROCEDURE: On signal engage targets as available.

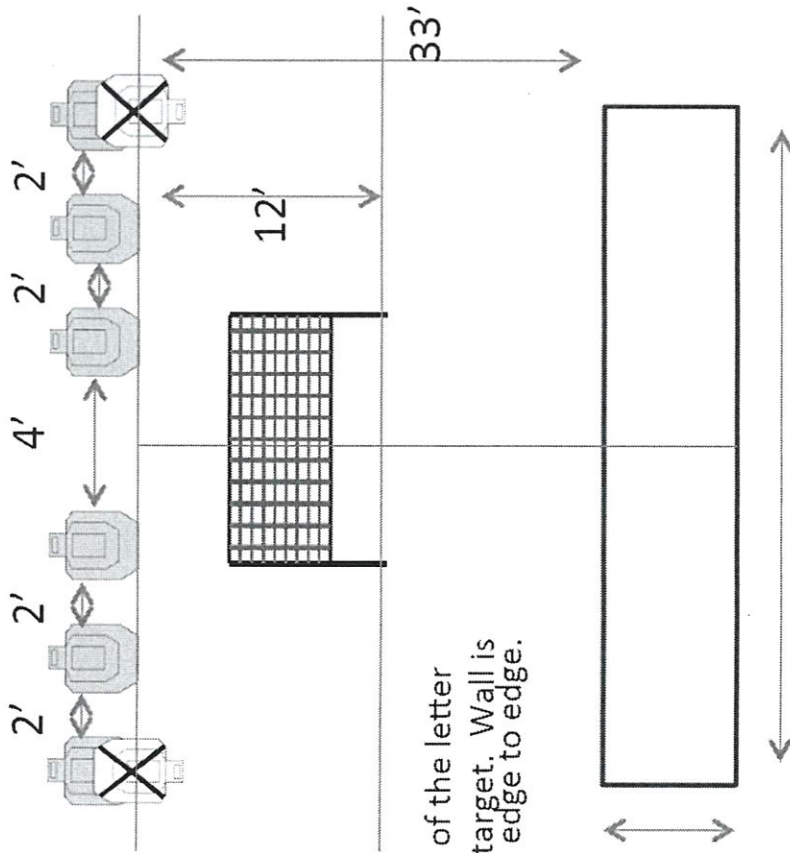
SCORING: Comstock 12 Rounds,

TARGETS: 6 USPSA

SCORED HITS: Best 2

START-STOP: Audible - Last shot

PENALTIES: Per USPSA Rules



NS even with the bottom of the letter "A", 5' to top of head of target. Wall is 8'x 6'. Targets are spaced edge to edge.

16'

CM 19-01 HI-Jinx

Written Stage Briefing

HI Jinx is a 12 round, 60-point, Comstock Short Course. There are 6 USPSA targets. The best 2 hits per cardboard will score.

The handgun start position is standing anywhere inside the shooting area, wrists below belt with handgun loaded and holstered.

The PCC start position is standing anywhere inside shooting area, holding loaded PCC with safety on, stock on belt, muzzle pointing downrange.

On the audible start signal, engage targets as they become available from within the shooting area.

