

Rifle & Shotgun Clays

RULES: Practical Shooting Handbook, Latest Edition **COURSE DESIGNER:** Joe Moran A51132

START POSITION: Feet on XX outside fault lines, facing down range, Rifle loaded held at low ready, shotgun loaded and placed on table.

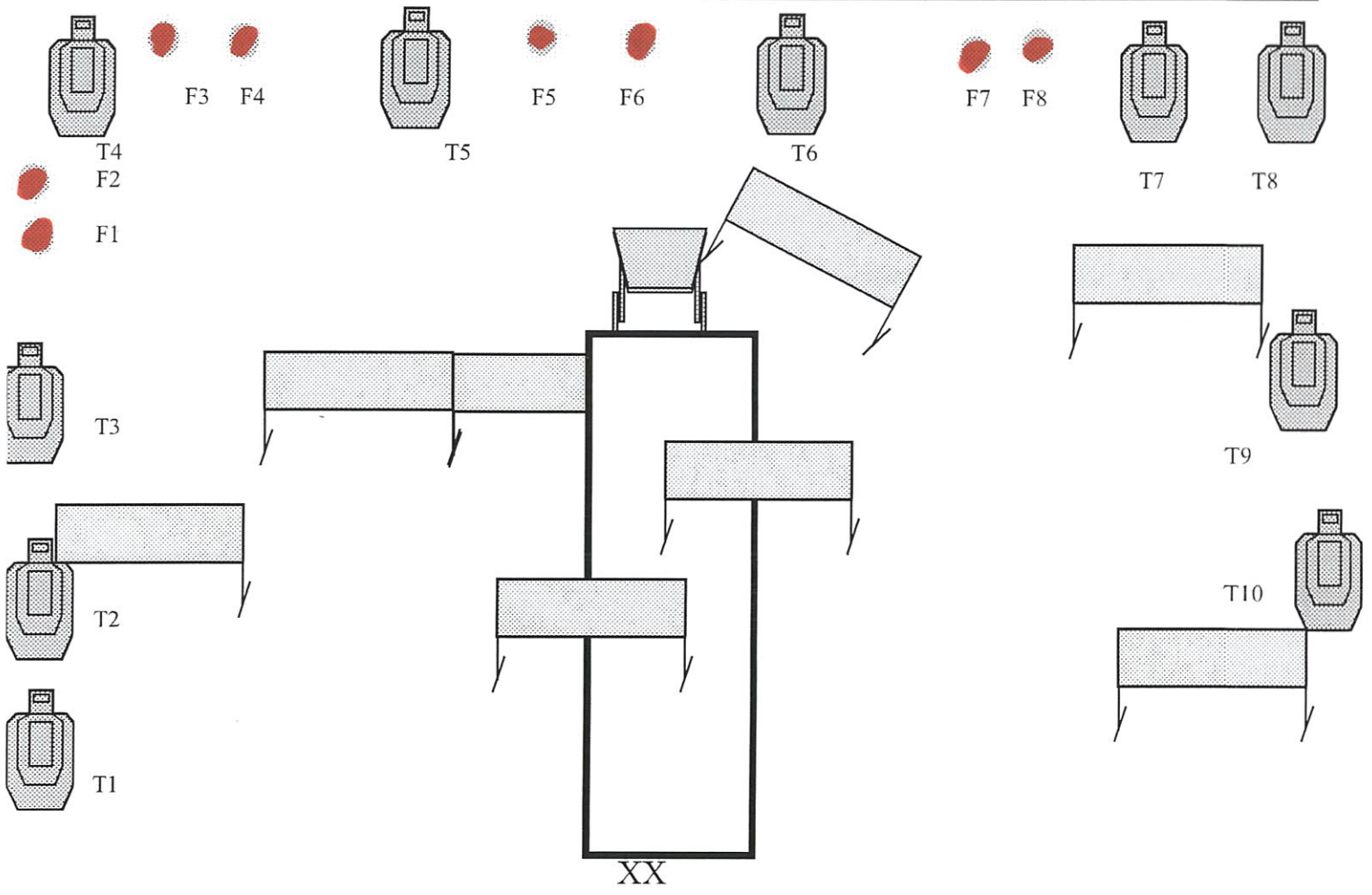
STAGE PROCEDURE

On signal engage T1-T10 with rifle from within fault lines, place safe rifle on table and retrieve shotgun and engage F1-F8.

SCORING

140

SCORING: Comstock, ²² rounds, points
TARGETS: 10 IPSC, 8 Fragment
SCORED HITS: Best per IPSC, steel down = 1 A
START-STOP: Audible - Last shot
PENALTIES: Procedural. -10
 No-shoot hit. -10
 Miss. -10



Set up notes:

RO Notes:

Switching between Weapons

RULES: Practical Shooting Handbook, Latest Edition **COURSE DESIGNER:** Joe Moran

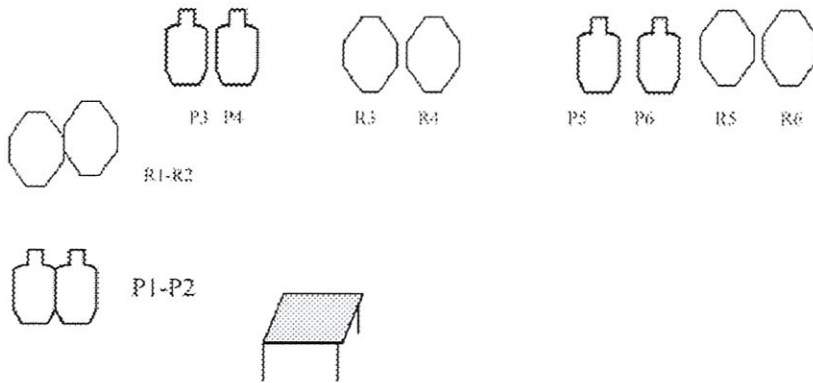
START POSITION: Feet on XX, handgun and rifle are loaded on the table

STAGE PROCEDURE

On signal, with pistol, engage targets P1 & P2 with 2 rounds ea.. Place safe pistol on the table and engage R1 & R2 With Rifle 2 rounds each. Place safe rifle on table and engage P3 & P4 with 2 rounds each with pistol. Place safe pistol on the table and engage R3 & R4 with 2 rounds each with the rifle. Place safe rifle on the table and engage P5 & P6 with pistol. Place safe pistol on the table and engage R5 & R6 with rifle.

SCORING

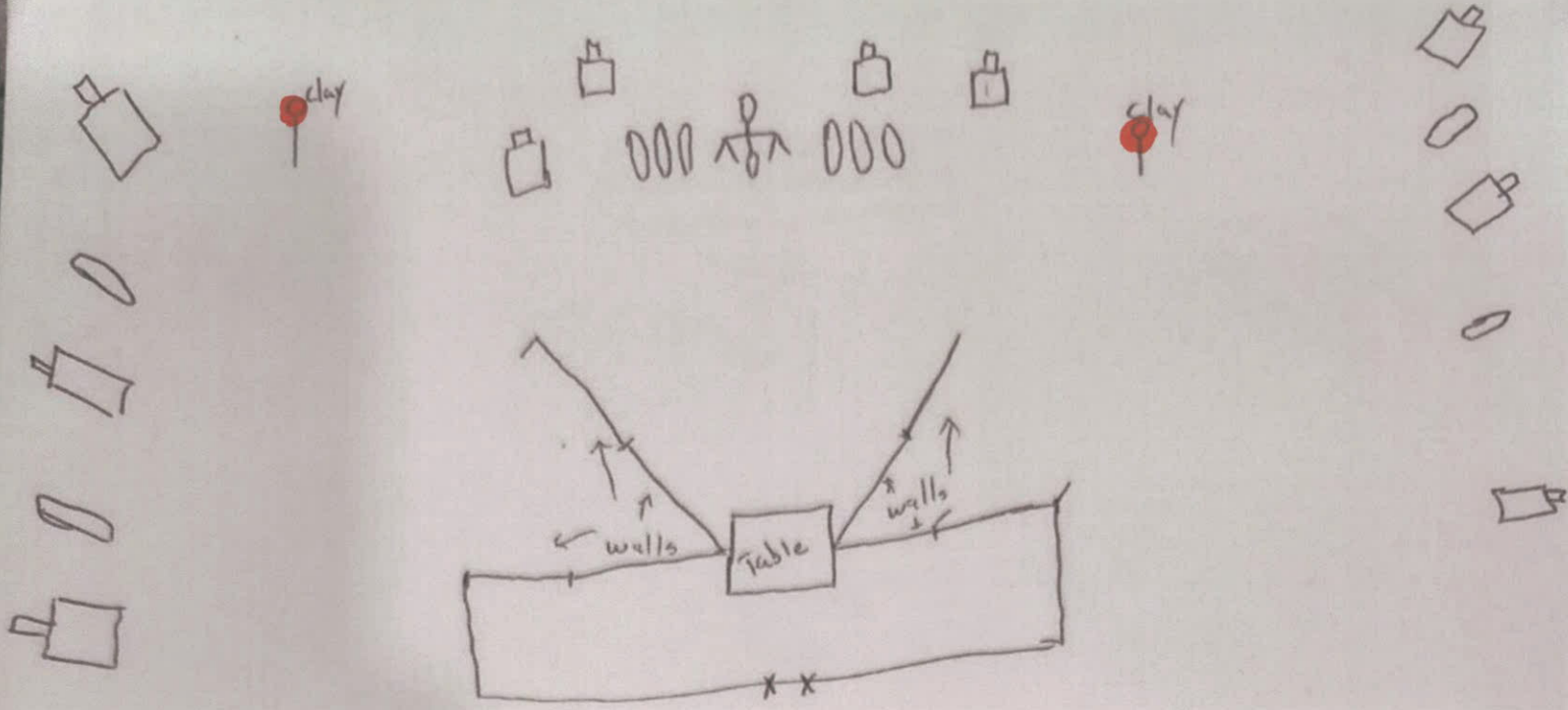
SCORING: Comstock, 24 rounds , 60 points
TARGETS: 6 USPSA, 6 Int
SCORED HITS: Best 2 per IPSC, steel down = 1A
START-STOP: Audible - Last shot
PENALTIES: Procedural. -10
 No-shoot hit. -10
 Miss. -10



Set up notes:

12 Rifle
 12 Pistol

RO Notes:



"Spinner Roo Choose"

All 3 guns loaded and staged on table

Steel - pistol or shotgun

Paper - Rifle or pistol

Clay - shotgun only

Start Standing on X's

On signal shoot targets as they become visible

Note clays only visible from the ends

Course Designer
Geoff Peltan

Do Not Bend

RULES: Practical Shooting Handbook, Latest Edition **COURSE DESIGNER:** Geoff Pelton

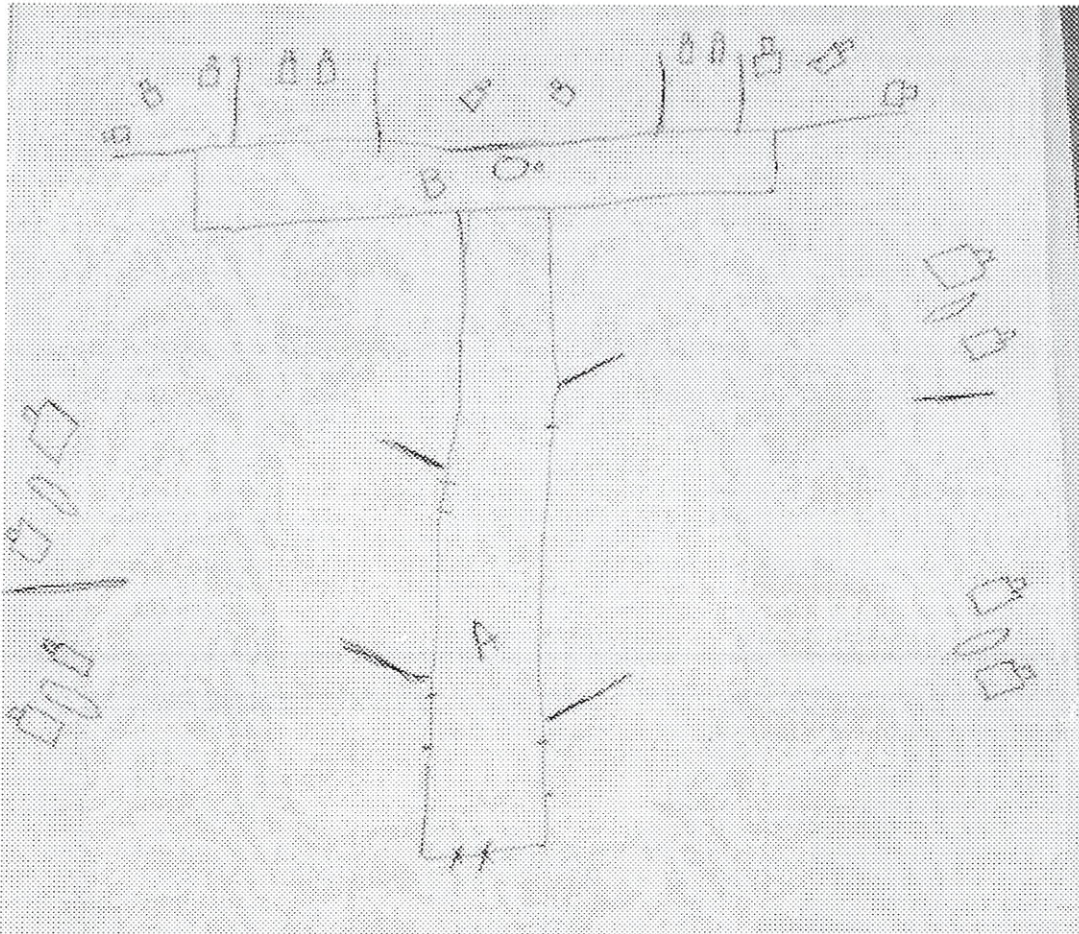
START POSITION: Feet on XX, Handgun is loaded and holstered, Rifle loaded on table

STAGE PROCEDURE

On signal, Engage pistol targets from area A only. Place safe pistol on table Engage Rifle Paper targets from area B.

SCORING

SCORING: Comstock, 44 rounds ,220 po ints
TARGETS: 20 IPSC, 4 Plates
SCORED HITS: Best 2 per IPSC, steel Hit = 1A
START-STOP: Audible - Last shot
PENALTIES: Procedural. -10
No-shoot hit. -10
Miss. -10



Set up notes:

Pistol 20
Rifle 24

RO Notes:

Jungle Run

RULES: Practical Shooting Handbook, Latest Edition **COURSE DESIGNER:** Joe Moran

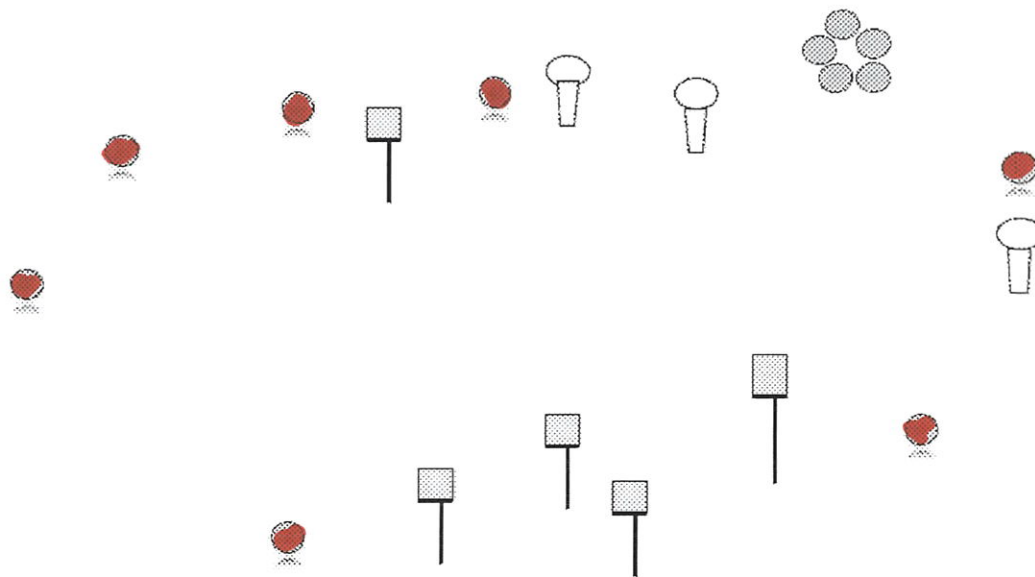
START POSITION: Feet on start line. Shotgun loaded and held at ready

STAGE PROCEDURE

On signal, engage and engage S1-S20 with shotgun only.

SCORING

SCORING: Comstock, 20 rounds, 100 points
TARGETS: ,PP, Plates, Frag
SCORED HITS: , steel down = 1A
START-STOP: Audible - Last shot
PENALTIES: Procedural. -10
No-shoot hit. -10
Miss. -10



Set up notes:

20 Bird Shot

RO Notes: